


**STATEMENT OF APPROVED BUDGET, UTILIZATIONS, DISBURSEMENTS AND BALANCES**  
**(For Off-Budgetary Funds)**  
**As at the Quarter Ending June 30, 2023**


Department : State Universities and Colleges (SUCs)  
 Agency/Entity : Tarlac State University  
 Operating Unit : < not applicable >  
 Organization Code (UACS) : 08 037 0000000  
 Fund Cluster : 05 - Internally Generated Funds  
 (e.g. UACS Fund Cluster: 05-Internally Generated Funds and 06-Business Related Funds)


Particulars	UACS CODE	Approved Budget			Utilizations					Disbursements					Balances		
		Approved Budgeted Revenue	Adjustments (Reductions, Modifications/Augmentations)	Adjusted Budgeted Revenue	1st Quarter Ending March 31	2nd Quarter Ending June 30	3rd Quarter Ending September 30	4th Quarter Ending December 31	Total	1st Quarter Ending March 31	2nd Quarter Ending June 30	3rd Quarter Ending September 30	4th Quarter Ending December 31	Total	Unutilized Budget	Unpaid Obligations (10-15)=(17+18)	
																Due and Demandable	Not Yet Due and Demandable
1	2	3	4	5=[3+(4)]	6	7	8	9	10=(6+7+8+9)	11	12	13	14	15=(11+12+13+14)	16=(5-10)	17	18
<b>General Administration and Support</b>	<b>1000000000000000</b>	<b>536,865,674.87</b>	<b>0.00</b>	<b>536,865,674.87</b>	<b>19,169,750.40</b>	<b>28,741,810.83</b>	<b>0.00</b>	<b>0.00</b>	<b>47,911,561.23</b>	<b>16,632,643.19</b>	<b>26,782,456.39</b>	<b>0.00</b>	<b>0.00</b>	<b>43,415,099.58</b>	<b>488,954,113.64</b>	<b>0.00</b>	<b>4,496,461.65</b>
General Management and Supervision	100000100001000	536,865,674.87	0.00	536,865,674.87	19,169,750.40	28,741,810.83	0.00	0.00	47,911,561.23	16,632,643.19	26,782,456.39	0.00	0.00	43,415,099.58	488,954,113.64	0.00	4,496,461.65
PS		35,853,235.00	0.00	35,853,235.00	6,469,005.88	6,914,296.01	0.00	0.00	13,383,301.89	5,838,632.83	7,317,265.61	0.00	0.00	13,155,898.44	22,469,933.11	0.00	227,403.45
MOOE		114,967,512.20	0.00	114,967,512.20	12,355,744.52	12,044,983.30	0.00	0.00	24,400,727.82	10,794,010.36	11,004,304.74	0.00	0.00	21,798,315.10	90,566,784.38	0.00	2,602,412.72
CO		386,044,927.67	0.00	386,044,927.67	345,000.00	9,782,531.52	0.00	0.00	10,127,531.52	0.00	8,460,886.04	0.00	0.00	8,460,886.04	375,917,396.15	0.00	1,666,645.48
<b>Sub-Total, General Administration and Support</b>		<b>536,865,674.87</b>	<b>0.00</b>	<b>536,865,674.87</b>	<b>19,169,750.40</b>	<b>28,741,810.83</b>	<b>0.00</b>	<b>0.00</b>	<b>47,911,561.23</b>	<b>16,632,643.19</b>	<b>26,782,456.39</b>	<b>0.00</b>	<b>0.00</b>	<b>43,415,099.58</b>	<b>488,954,113.64</b>	<b>0.00</b>	<b>4,496,461.65</b>
PS		35,853,235.00	0.00	35,853,235.00	6,469,005.88	6,914,296.01	0.00	0.00	13,383,301.89	5,838,632.83	7,317,265.61	0.00	0.00	13,155,898.44	22,469,933.11	0.00	227,403.45
MOOE		114,967,512.20	0.00	114,967,512.20	12,355,744.52	12,044,983.30	0.00	0.00	24,400,727.82	10,794,010.36	11,004,304.74	0.00	0.00	21,798,315.10	90,566,784.38	0.00	2,602,412.72
FinEx (if Applicable)		0.00	0.00	0.00	0.00	0.00	0.00	0.00	0.00	0.00	0.00	0.00	0.00	0.00	0.00	0.00	0.00
CO		386,044,927.67	0.00	386,044,927.67	345,000.00	9,782,531.52	0.00	0.00	10,127,531.52	0.00	8,460,886.04	0.00	0.00	8,460,886.04	375,917,396.15	0.00	1,666,645.48
<b>Support to Operations</b>	<b>2000000000000000</b>	<b>58,406,339.10</b>	<b>0.00</b>	<b>58,406,339.10</b>	<b>11,444,902.00</b>	<b>9,665,132.70</b>	<b>0.00</b>	<b>0.00</b>	<b>21,110,034.70</b>	<b>9,335,372.86</b>	<b>10,870,409.11</b>	<b>0.00</b>	<b>0.00</b>	<b>20,205,781.97</b>	<b>37,296,304.40</b>	<b>0.00</b>	<b>904,252.73</b>
Auxiliary Services	200000100001000	58,406,339.10	0.00	58,406,339.10	11,444,902.00	9,665,132.70	0.00	0.00	21,110,034.70	9,335,372.86	10,870,409.11	0.00	0.00	20,205,781.97	37,296,304.40	0.00	904,252.73
PS		3,622,583.00	0.00	3,622,583.00	265,088.97	812,578.44	0.00	0.00	1,077,667.41	265,088.97	780,352.82	0.00	0.00	1,045,441.79	2,544,915.59	0.00	32,225.62
MOOE		54,783,756.10	0.00	54,783,756.10	11,179,813.03	8,852,554.26	0.00	0.00	20,032,367.29	9,070,283.89	10,090,056.29	0.00	0.00	19,160,340.18	34,751,388.81	0.00	872,027.11
<b>Sub-Total, Support to Operations</b>		<b>58,406,339.10</b>	<b>0.00</b>	<b>58,406,339.10</b>	<b>11,444,902.00</b>	<b>9,665,132.70</b>	<b>0.00</b>	<b>0.00</b>	<b>21,110,034.70</b>	<b>9,335,372.86</b>	<b>10,870,409.11</b>	<b>0.00</b>	<b>0.00</b>	<b>20,205,781.97</b>	<b>37,296,304.40</b>	<b>0.00</b>	<b>904,252.73</b>
PS		3,622,583.00	0.00	3,622,583.00	265,088.97	812,578.44	0.00	0.00	1,077,667.41	265,088.97	780,352.82	0.00	0.00	1,045,441.79	2,544,915.59	0.00	32,225.62
MOOE		54,783,756.10	0.00	54,783,756.10	11,179,813.03	8,852,554.26	0.00	0.00	20,032,367.29	9,070,283.89	10,090,056.29	0.00	0.00	19,160,340.18	34,751,388.81	0.00	872,027.11
FinEx (if Applicable)		0.00	0.00	0.00	0.00	0.00	0.00	0.00	0.00	0.00	0.00	0.00	0.00	0.00	0.00	0.00	0.00
CO		0.00	0.00	0.00	0.00	0.00	0.00	0.00	0.00	0.00	0.00	0.00	0.00	0.00	0.00	0.00	0.00
<b>Operations</b>	<b>3000000000000000</b>	<b>441,976,762.67</b>	<b>0.00</b>	<b>441,976,762.67</b>	<b>38,649,652.23</b>	<b>44,534,056.97</b>	<b>0.00</b>	<b>0.00</b>	<b>83,183,709.20</b>	<b>33,061,605.13</b>	<b>43,141,883.73</b>	<b>0.00</b>	<b>0.00</b>	<b>76,203,488.86</b>	<b>358,793,053.47</b>	<b>0.00</b>	<b>6,980,220.34</b>
OO : Relevant and quality tertiary education ensured to achieve inclusive growth and access of poor but deserving students to quality tertiary education increased	3100000000000000	280,673,389.42	0.00	280,673,389.42	35,580,126.22	39,206,057.26	0.00	0.00	74,786,183.48	30,161,258.69	38,415,044.15	0.00	0.00	68,576,302.84	205,887,205.94	0.00	6,209,880.64
HIGHER EDUCATION PROGRAM	3101000000000000	280,673,389.42	0.00	280,673,389.42	35,580,126.22	39,206,057.26	0.00	0.00	74,786,183.48	30,161,258.69	38,415,044.15	0.00	0.00	68,576,302.84	205,887,205.94	0.00	6,209,880.64
Provision of Higher Education Services	310100100001000	280,673,389.42	0.00	280,673,389.42	35,580,126.22	39,206,057.26	0.00	0.00	74,786,183.48	30,161,258.69	38,415,044.15	0.00	0.00	68,576,302.84	205,887,205.94	0.00	6,209,880.64
PS		32,944,487.00	0.00	32,944,487.00	10,910,252.54	11,942,791.03	0.00	0.00	22,853,043.57	10,490,131.29	10,738,688.78	0.00	0.00	21,228,820.07	10,091,443.43	0.00	1,624,223.50
MOOE		247,728,902.42	0.00	247,728,902.42	24,669,873.68	27,263,266.23	0.00	0.00	51,933,139.91	19,671,127.40	27,676,355.37	0.00	0.00	47,347,482.77	195,795,762.51	0.00	4,585,657.14
OO : Higher education research improved to promote economic productivity and innovation	3200000000000000	106,519,617.15	0.00	106,519,617.15	2,964,664.71	5,019,947.63	0.00	0.00	7,984,612.34	2,808,537.14	4,662,235.50	0.00	0.00	7,470,772.64	98,535,004.81	0.00	513,839.70
ADVANCED EDUCATION PROGRAM	3201000000000000	51,189,878.05	0.00	51,189,878.05	2,087,967.71	2,879,036.01	0.00	0.00	4,967,003.72	2,000,196.52	2,786,306.59	0.00	0.00	4,786,503.11	46,222,874.33	0.00	180,500.61
Provision of Advanced Education Services	320100100001000	51,189,878.05	0.00	51,189,878.05	2,087,967.71	2,879,036.01	0.00	0.00	4,967,003.72	2,000,196.52	2,786,306.59	0.00	0.00	4,786,503.11	46,222,874.33	0.00	180,500.61

Department : State Universities and Colleges (SUCs)  
 Agency/Entity : Tarlac State University  
 Operating Unit : < not applicable >  
 Organization Code (UACS) : 08 037 0000000  
 Fund Cluster : 05 - Internally Generated Funds  
 (e.g. UACS Fund Cluster: 05-Internally Generated Funds and 06-Business Related Funds)

Particulars	UACS CODE	Approved Budget			Utilizations					Disbursements					Balances		
		Approved Budgeted Revenue	Adjustments (Reductions, Modifications/ Augmentations)	Adjusted Budgeted Revenue	1st Quarter Ending March 31	2nd Quarter Ending June 30	3rd Quarter Ending September 30	4th Quarter Ending December 31	Total	1st Quarter Ending March 31	2nd Quarter Ending June 30	3rd Quarter Ending September 30	4th Quarter Ending December 31	Total	Unutilized Budget	Unpaid Obligations (10-15)=(17+18)	
																Due and Demandable	Not Yet Due and Demandable
1	2	3	4	5=(3+4)	6	7	8	9	10=(6+7+8+9)	11	12	13	14	15=(11+12+13+14)	16=(5-10)	17	18
PS		25,000,000.00	0.00	25,000,000.00	1,998,712.11	2,879,036.01	0.00	0.00	4,877,748.12	1,910,940.92	2,786,308.59	0.00	0.00	4,697,249.51	20,122,251.88	0.00	180,500.61
MOOE		26,189,878.05	0.00	26,189,878.05	89,255.60	0.00	0.00	0.00	89,255.60	89,255.60	0.00	0.00	0.00	89,255.60	26,100,622.45	0.00	0.00
RESEARCH PROGRAM	3202000000000000	55,329,739.10	0.00	55,329,739.10	876,697.00	2,140,911.62	0.00	0.00	3,017,608.62	808,340.62	1,875,928.91	0.00	0.00	2,684,269.53	52,312,130.48	0.00	333,339.09
Conduct of Research Services	3202001000010000	55,329,739.10	0.00	55,329,739.10	876,697.00	2,140,911.62	0.00	0.00	3,017,608.62	808,340.62	1,875,928.91	0.00	0.00	2,684,269.53	52,312,130.48	0.00	333,339.09
PS		545,983.00	0.00	545,983.00	78,364.24	142,553.52	0.00	0.00	220,917.76	74,641.52	141,766.40	0.00	0.00	216,407.92	325,065.24	0.00	4,509.84
MOOE		54,783,756.10	0.00	54,783,756.10	798,332.76	1,998,358.10	0.00	0.00	2,796,690.86	733,699.10	1,734,162.51	0.00	0.00	2,467,861.61	51,987,065.24	0.00	328,829.25
OO : Community engagement increased	3300000000000000	54,783,756.10	0.00	54,783,756.10	104,861.30	308,052.08	0.00	0.00	412,913.38	91,809.30	64,604.08	0.00	0.00	156,413.38	54,370,842.72	0.00	256,500.00
TECHNICAL ADVISORY EXTENSION PROGRAM	3301000000000000	54,783,756.10	0.00	54,783,756.10	104,861.30	308,052.08	0.00	0.00	412,913.38	91,809.30	64,604.08	0.00	0.00	156,413.38	54,370,842.72	0.00	256,500.00
Provision of Extension Services	3301001000010000	54,783,756.10	0.00	54,783,756.10	104,861.30	308,052.08	0.00	0.00	412,913.38	91,809.30	64,604.08	0.00	0.00	156,413.38	54,370,842.72	0.00	256,500.00
MOOE		54,783,756.10	0.00	54,783,756.10	104,861.30	308,052.08	0.00	0.00	412,913.38	91,809.30	64,604.08	0.00	0.00	156,413.38	54,370,842.72	0.00	256,500.00
Sub-Total, Operations		441,976,762.67	0.00	441,976,762.67	38,649,652.23	44,534,056.97	0.00	0.00	83,183,709.20	33,061,605.13	43,141,863.73	0.00	0.00	76,203,468.86	358,793,053.47	0.00	6,980,220.34
PS		58,490,470.00	0.00	58,490,470.00	12,987,328.89	14,964,380.56	0.00	0.00	27,951,709.45	12,475,713.73	13,666,761.77	0.00	0.00	26,142,475.50	30,538,760.55	0.00	1,809,233.95
MOOE		383,486,292.67	0.00	383,486,292.67	25,662,323.34	29,569,676.41	0.00	0.00	55,231,999.75	20,585,891.40	29,475,121.96	0.00	0.00	50,061,013.36	328,254,292.92	0.00	5,170,986.39
FinEx (if Applicable)		0.00	0.00	0.00	0.00	0.00	0.00	0.00	0.00	0.00	0.00	0.00	0.00	0.00	0.00	0.00	0.00
CO		0.00	0.00	0.00	0.00	0.00	0.00	0.00	0.00	0.00	0.00	0.00	0.00	0.00	0.00	0.00	0.00
GRAND TOTAL		1,037,248,776.64	0.00	1,037,248,776.64	69,284,304.63	82,941,000.50	0.00	0.00	152,205,305.13	59,029,621.18	80,794,749.23	0.00	0.00	139,824,370.41	885,043,471.51	0.00	12,380,934.72
PS		97,966,288.00	0.00	97,966,288.00	19,721,423.74	22,691,255.01	0.00	0.00	42,412,678.75	18,579,435.53	21,764,380.20	0.00	0.00	40,343,815.73	55,553,609.25	0.00	2,068,863.02
MOOE		553,237,560.97	0.00	553,237,560.97	49,197,880.89	50,467,213.97	0.00	0.00	99,665,094.86	40,450,185.65	50,569,482.99	0.00	0.00	91,019,668.64	453,572,466.11	0.00	8,645,426.22
FinEx (if Applicable)		0.00	0.00	0.00	0.00	0.00	0.00	0.00	0.00	0.00	0.00	0.00	0.00	0.00	0.00	0.00	0.00
CO		386,044,927.67	0.00	386,044,927.67	345,000.00	9,782,531.52	0.00	0.00	10,127,531.52	0.00	8,460,886.04	0.00	0.00	8,460,886.04	375,917,396.15	0.00	1,666,645.48

Certified Correct:   
 JASPER A. YODER, CPA  
 Budget Officer  
 Date: July 14, 2023 12:49 PM

Certified Correct:   
 RYAN R. RONQUILLO, CPA  
 Accountant  
 Date: July 14, 2023 12:49 PM

Recommending Approval By:   
 JOHN ERWIN C. PANILILIO, CPA  
 Chief Finance Officer  
 Date:

Approved By:   
 DR. ARNOLD E. VELASCO  
 Agency Head  
 Date: July 14, 2023 12:50 PM