


MONTHLY REPORT OF DISBURSEMENTS  
For the month of January 2022


Department State Universities and Colleges (SUCs)  
Agency/Entity Tarlac State University  
Operating Unit < not applicable >  
Organization Code (UACS) 08 037 000000  
Fund Cluster 01 Regular Agency Fund


Particulars	Current Year Budget					Prior Year's Budget											Trust Liabilities					Grand Total					Remarks	
	PS	MOOE	FinEx	CO	TOTAL	Prior Year's Accounts Payable					Current Year's Accounts Payable						PS	MOOE	CO	TOTAL	PS	MOOE	FinEx	CO	TOTAL			
	2	3	4	5	6=(2+3+4+5)	7	8	9	10	11=(7+8+9+10)	12	13	14	15	16=(12+13+14+15)	17=(11+16)	18=(6+17)	19	20	21	22=(19+20+21)	23	24	25	26	27=(23+24+25+26)		28
CASH DISBURSEMENTS	16,229,426.25	5,268,973.62	0.00	0.00	21,498,400.00	45,432.73	2,692,237.66	0.00	0.00	2,737,670.39	0.00	0.00	0.00	0.00	2,737,670.39	24,236,070.46	0.00	0.00	0.00	0.00	16,274,858.98	7,961,211.48	0.00	0.00	24,236,070.46	0.00	24,236,070.46	
Notice of Cash Allocation (NCA)	16,229,426.25	5,268,973.62	0.00	0.00	21,498,400.00	45,432.73	2,692,237.66	0.00	0.00	2,737,670.39	0.00	0.00	0.00	0.00	2,737,670.39	24,236,070.46	0.00	0.00	0.00	0.00	16,274,858.98	7,961,211.48	0.00	0.00	24,236,070.46	0.00	24,236,070.46	
MDS Checks Issued	5,818,062.83	1,726,525.11	0.00	0.00	7,544,587.94	0.00	0.00	0.00	0.00	0.00	0.00	0.00	0.00	0.00	0.00	7,544,587.94	0.00	0.00	0.00	0.00	5,818,062.83	1,726,525.11	0.00	0.00	7,544,587.94	0.00	7,544,587.94	
Advice to Debit Account	10,411,363.42	3,542,448.71	0.00	0.00	13,953,812.13	45,432.73	2,692,237.66	0.00	0.00	2,737,670.39	0.00	0.00	0.00	0.00	2,737,670.39	16,691,482.52	0.00	0.00	0.00	0.00	10,456,796.15	6,234,686.37	0.00	0.00	16,691,482.52	0.00	16,691,482.52	
Notice of Transfer Allocations (NTA)	0.00	0.00	0.00	0.00	0.00	0.00	0.00	0.00	0.00	0.00	0.00	0.00	0.00	0.00	0.00	0.00	0.00	0.00	0.00	0.00	0.00	0.00	0.00	0.00	0.00	0.00	0.00	0.00
MDS Checks Issued	0.00	0.00	0.00	0.00	0.00	0.00	0.00	0.00	0.00	0.00	0.00	0.00	0.00	0.00	0.00	0.00	0.00	0.00	0.00	0.00	0.00	0.00	0.00	0.00	0.00	0.00	0.00	0.00
Advice to Debit Account	0.00	0.00	0.00	0.00	0.00	0.00	0.00	0.00	0.00	0.00	0.00	0.00	0.00	0.00	0.00	0.00	0.00	0.00	0.00	0.00	0.00	0.00	0.00	0.00	0.00	0.00	0.00	0.00
Working Fund for FA's	0.00	0.00	0.00	0.00	0.00	0.00	0.00	0.00	0.00	0.00	0.00	0.00	0.00	0.00	0.00	0.00	0.00	0.00	0.00	0.00	0.00	0.00	0.00	0.00	0.00	0.00	0.00	0.00
Cash Disbursement Ceiling (CDC)	0.00	0.00	0.00	0.00	0.00	0.00	0.00	0.00	0.00	0.00	0.00	0.00	0.00	0.00	0.00	0.00	0.00	0.00	0.00	0.00	0.00	0.00	0.00	0.00	0.00	0.00	0.00	0.00
TOTAL CASH DISBURSEMENTS	16,229,426.25	5,268,973.62	0.00	0.00	21,498,400.00	45,432.73	2,692,237.66	0.00	0.00	2,737,670.39	0.00	0.00	0.00	0.00	2,737,670.39	24,236,070.46	0.00	0.00	0.00	0.00	16,274,858.98	7,961,211.48	0.00	0.00	24,236,070.46	0.00	24,236,070.46	
NON-CASH DISBURSEMENTS	2,004,839.92	9,236.10	0.00	0.00	2,014,076.02	0.00	0.00	0.00	0.00	0.00	0.00	0.00	0.00	0.00	0.00	2,014,076.02	0.00	0.00	0.00	0.00	2,004,839.92	9,236.10	0.00	0.00	2,014,076.02	0.00	2,014,076.02	
Tax Remittance Advances Issued (TRA)	2,004,839.92	9,236.10	0.00	0.00	2,014,076.02	0.00	0.00	0.00	0.00	0.00	0.00	0.00	0.00	0.00	0.00	2,014,076.02	0.00	0.00	0.00	0.00	2,004,839.92	9,236.10	0.00	0.00	2,014,076.02	0.00	2,014,076.02	
Non-Cash Availment Authority (NCAA)	0.00	0.00	0.00	0.00	0.00	0.00	0.00	0.00	0.00	0.00	0.00	0.00	0.00	0.00	0.00	0.00	0.00	0.00	0.00	0.00	0.00	0.00	0.00	0.00	0.00	0.00	0.00	0.00
Disbursements effected through outright deductions from claims (please specify...)	0.00	0.00	0.00	0.00	0.00	0.00	0.00	0.00	0.00	0.00	0.00	0.00	0.00	0.00	0.00	0.00	0.00	0.00	0.00	0.00	0.00	0.00	0.00	0.00	0.00	0.00	0.00	0.00
Overpayment of expenses (e.g. personnel benefits)	0.00	0.00	0.00	0.00	0.00	0.00	0.00	0.00	0.00	0.00	0.00	0.00	0.00	0.00	0.00	0.00	0.00	0.00	0.00	0.00	0.00	0.00	0.00	0.00	0.00	0.00	0.00	0.00
Resolution for loss of government property	0.00	0.00	0.00	0.00	0.00	0.00	0.00	0.00	0.00	0.00	0.00	0.00	0.00	0.00	0.00	0.00	0.00	0.00	0.00	0.00	0.00	0.00	0.00	0.00	0.00	0.00	0.00	0.00
Liquidated damages and similar claims	0.00	0.00	0.00	0.00	0.00	0.00	0.00	0.00	0.00	0.00	0.00	0.00	0.00	0.00	0.00	0.00	0.00	0.00	0.00	0.00	0.00	0.00	0.00	0.00	0.00	0.00	0.00	0.00
Others (e.g. TEF, BT, Docs Stamp, etc.)	0.00	0.00	0.00	0.00	0.00	0.00	0.00	0.00	0.00	0.00	0.00	0.00	0.00	0.00	0.00	0.00	0.00	0.00	0.00	0.00	0.00	0.00	0.00	0.00	0.00	0.00	0.00	0.00
TOTAL NON-CASH DISBURSEMENTS	2,004,839.92	9,236.10	0.00	0.00	2,014,076.02	0.00	0.00	0.00	0.00	0.00	0.00	0.00	0.00	0.00	0.00	2,014,076.02	0.00	0.00	0.00	0.00	2,004,839.92	9,236.10	0.00	0.00	2,014,076.02	0.00	2,014,076.02	
GRAND TOTAL	18,234,266.17	5,278,209.92	0.00	0.00	23,512,476.09	45,432.73	2,692,237.66	0.00	0.00	2,737,670.39	0.00	0.00	0.00	0.00	2,737,670.39	26,250,146.48	0.00	0.00	0.00	0.00	18,279,698.90	7,970,447.58	0.00	0.00	26,250,146.48	0.00	26,250,146.48	

Particulars	Previous Report	This Month	As at Date
(1)	(2)	(3)	(4)
Total Disbursement Authorities Received	0.00	0.00	0.00
NCA	0.00	0.00	0.00
NTA	0.00	0.00	0.00
Working Fund	0.00	0.00	0.00
TRA	0.00	0.00	0.00
CDC	0.00	0.00	0.00
NCAA	0.00	0.00	0.00
Less: Notice of Transfer of Allocations (NTA) issued	0.00	0.00	0.00
Total Disbursement Authorities Available	0.00	0.00	0.00
Less:	0.00	0.00	0.00
Lapsed NCA	0.00	0.00	0.00
Disbursements	0.00	0.00	0.00
Less: Other Non-Cash Disbursements	0.00	0.00	0.00
Disbursements effected through outright deductions from claims	0.00	0.00	0.00
Overpayment of expenses (e.g. personnel benefits)	0.00	0.00	0.00
Resolution for loss of government property	0.00	0.00	0.00
Liquidated damages and similar claims	0.00	0.00	0.00
Others (e.g. TEF, BT, Docs Stamp, etc.)	0.00	0.00	0.00
Add/Less: Adjustments (e.g. cancelled/stated checks)	0.00	0.00	0.00
Balance of Disbursement Authorities as at Date	0.00	0.00	0.00
Total Disbursements Program	0.00	0.00	0.00
Less: Actual Disbursements	0.00	0.00	0.00
(Over)/Under spending	0.00	0.00	0.00

Notes: \* The use of NTA is discouraged  
Notes: \*\* Amounts should tally with the grand total disbursement (column 27).

Certified Correct:  
  
RYAN R. RONQUILLO  
Accountant  
Date: 2022-02-11 14:34:24

Recommending Approval:  
  
JOHN ERWIN PANALMO  
Director, FMS  
Date: 2022-02-15 10:33:18

Approved By:  
  
MYRNA Q. MALLARI  
Agency Head  
Date: 2022-02-15 16:34:23