





LOCATION : AVR, MICRO LAB, LECTURE ROOM AT 2ND FLOOR

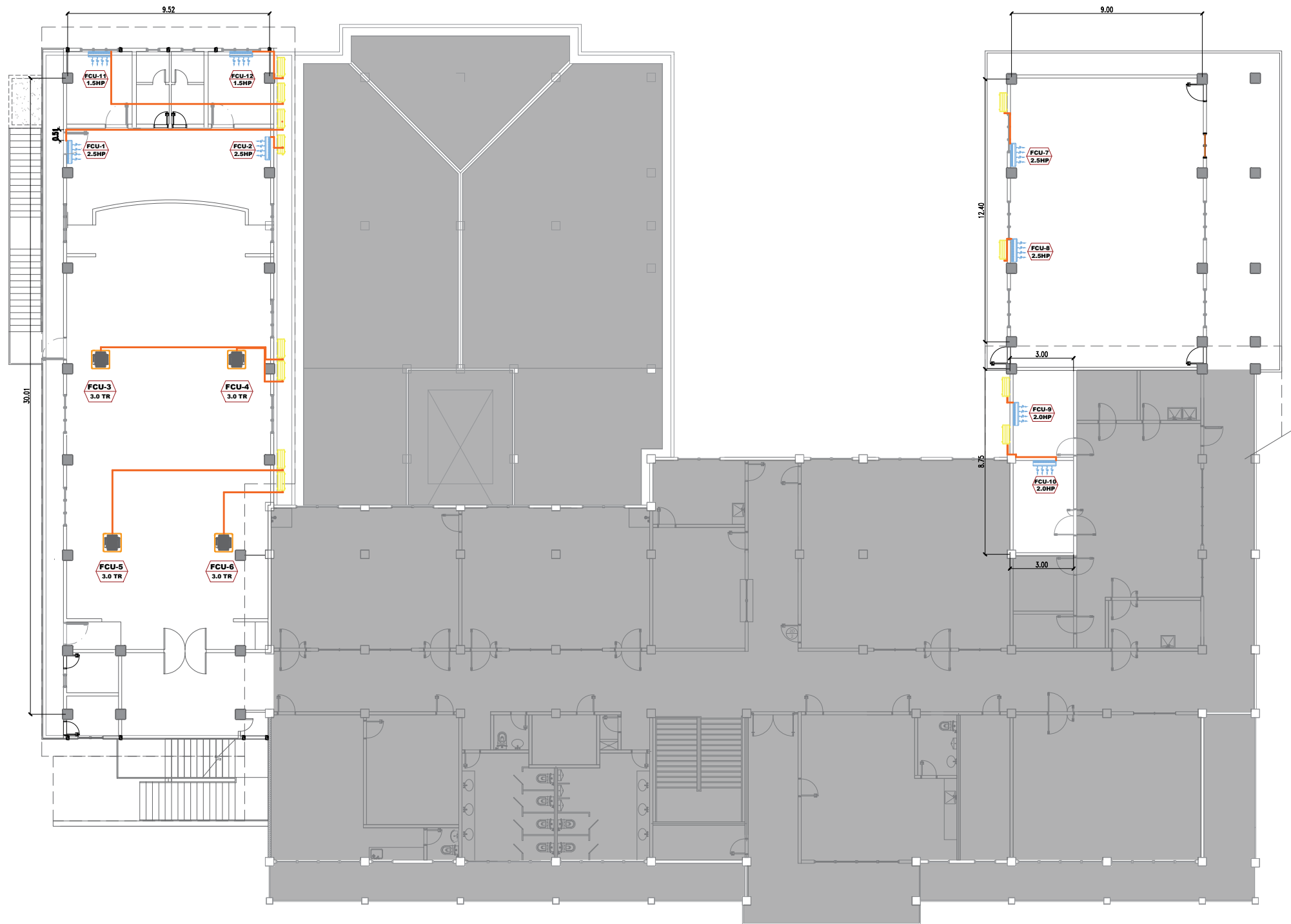
LEGEND:

-  - AC INDOOR UNIT (FCU)
-  - AC INDOOR UNIT (FCU)
-  - AC OUTDOOR UNIT
-  - COPPER TUBING


NOTE:

- THE PROPOSED LAYOUT FOR THE LOCATION OF THE AIR CONDITIONING UNIT IS IN ACCORDANCE WITH THE INFORMATION GIVEN BY THE REQUESTING OFFICE.
- VERIFY ON SITE THE PROPOSED ACTUAL LOCATIONS (HEIGHT AND DISTANCE) OF EQUIPMENT (INDOOR AND OUTDOOR UNIT) PRIOR TO CONSTRUCTION.

UNIT	TYPE	REMARKS
FCU-1 2.5HP	WALL MOUNTED	ADDITIONAL UNIT
FCU-2 2.5HP	WALL MOUNTED	ADDITIONAL UNIT
FCU-3 3.0 TR	CASSETTE TYPE	ADDITIONAL UNIT
FCU-4 3.0 TR	CASSETTE TYPE	ADDITIONAL UNIT
FCU-5 3.0 TR	CASSETTE TYPE	ADDITIONAL UNIT
FCU-6 3.0 TR	CASSETTE TYPE	ADDITIONAL UNIT
FCU-7 2.5HP	WALL MOUNTED	ADDITIONAL UNIT
FCU-8 2.5HP	WALL MOUNTED	ADDITIONAL UNIT
FCU-9 2.0HP	WALL MOUNTED	ADDITIONAL UNIT
FCU-10 2.0HP	WALL MOUNTED	ADDITIONAL UNIT
FCU-11 1.5HP	WALL MOUNTED	ADDITIONAL UNIT
FCU-12 1.5HP	WALL MOUNTED	ADDITIONAL UNIT



**AIR CONDITIONING SYSTEM LAYOUT AT FOOD TECHNOLOGY RESEARCH CENTER**  
SCALE 1:230 M






**TARLAC STATE UNIVERSITY**  
Facilities Development and Management Office  
Romulo Boulevard, Tarlac City, Philippines 2300

PROJECT TITLE: AIR CONDITIONING UNIT PIPING SYSTEM	PREPARED BY: ENGR. JOHN MYRO B. GANARA MECHANICAL ENGINEER, FDMO	CHECKED BY: AR. ARLEN M. GUIEB PLANNING UNIT HEAD, FDMO	RECOMMENDING APPROVAL: AR. CHERRY L. FABIANES DIRECTOR, FDMO	REQUESTING OFFICE: MS. ELENA MAY T. TEOFILO HEAD, PROCUREMENT UNIT	SHEET CONTENTS: AS SHOWN	SHEET NO: M - 1
PROJECT LOCATION: TARLAC STATE UNIVERSITY					DATE: MAY 2023	PAGE NO: 1 / 12

# LOCATION : FUNCTION HALL AT 4TH FLOOR

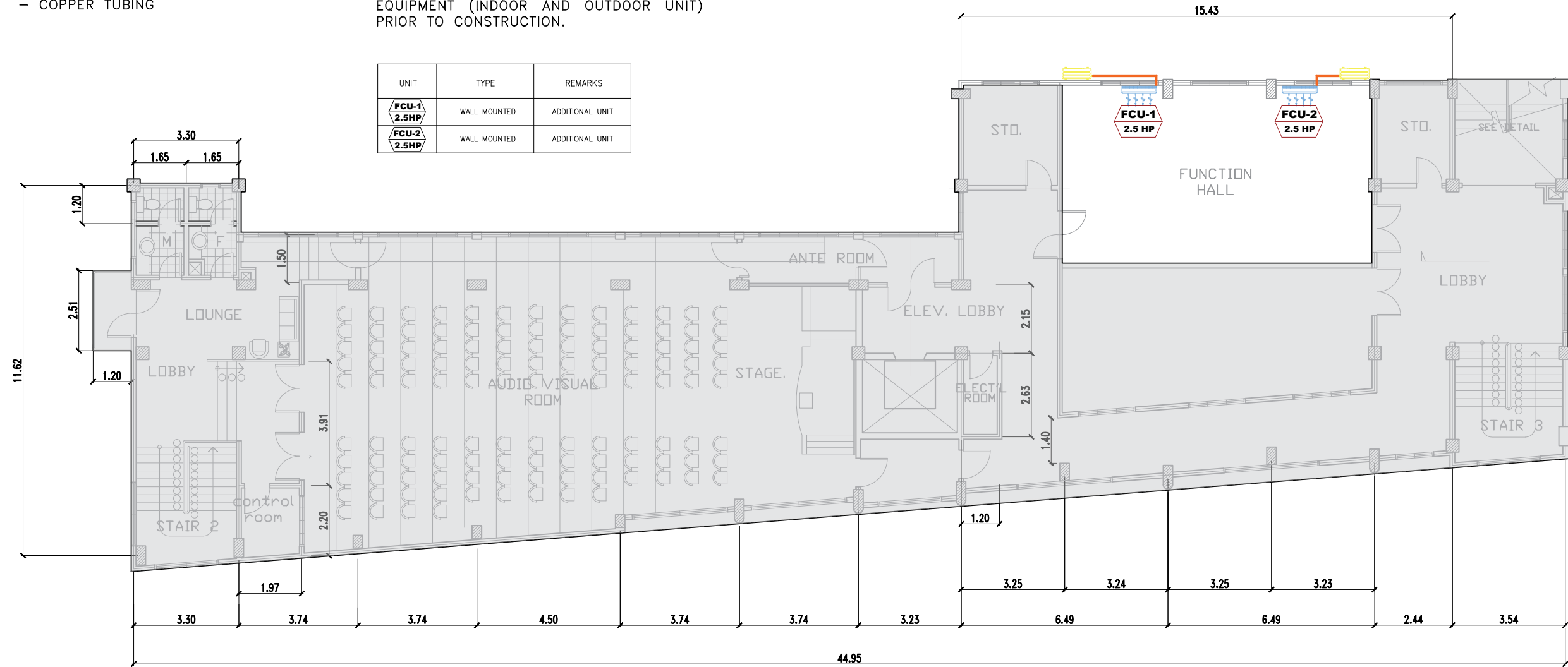
## LEGEND:

-  - AC INDOOR UNIT (FCU)
-  - AC OUTDOOR UNIT
-  - COPPER TUBING

## NOTE:


- THE PROPOSED LAYOUT FOR THE LOCATION OF THE AIR CONDITIONING UNIT IS IN ACCORDANCE WITH THE INFORMATION GIVEN BY THE REQUESTING OFFICE.
- VERIFY ON SITE THE PROPOSED ACTUAL LOCATIONS (HEIGHT AND DISTANCE) OF EQUIPMENT (INDOOR AND OUTDOOR UNIT) PRIOR TO CONSTRUCTION.

UNIT	TYPE	REMARKS
FCU-1 2.5HP	WALL MOUNTED	ADDITIONAL UNIT
FCU-2 2.5HP	WALL MOUNTED	ADDITIONAL UNIT



## AIR CONDITIONING SYSTEM LAYOUT AT SCHOOL OF LAW BUILDING

SCALE 1:150 M






**TARLAC STATE UNIVERSITY**  
Facilities Development and  
Management Office  
Romulo Boulevard, Tarlac City, Philippines 2300

PROJECT TITLE: AIR CONDITIONING UNIT PIPING SYSTEM	PREPARED BY: ENGR. JOHN MYRO B. GANARA MECHANICAL ENGINEER, FDMO	CHECKED BY: AR. ARLEN M. GUIEB PLANNING UNIT HEAD, FDMO	RECOMMENDING APPROVAL: AR. CHERRY L. FABIANES DIRECTOR, FDMO	REQUESTING OFFICE: MS. ELENA MAY T. TEOFILO HEAD, PROCUREMENT UNIT	SHEET CONTENTS: AS SHOWN	SHEET NO: M - 1
PROJECT LOCATION: TARLAC STATE UNIVERSITY					DATE: MAY 2023	PAGE NO: 2 / 12

# LOCATION : GROUND FLOOR OF ARO BUILDING

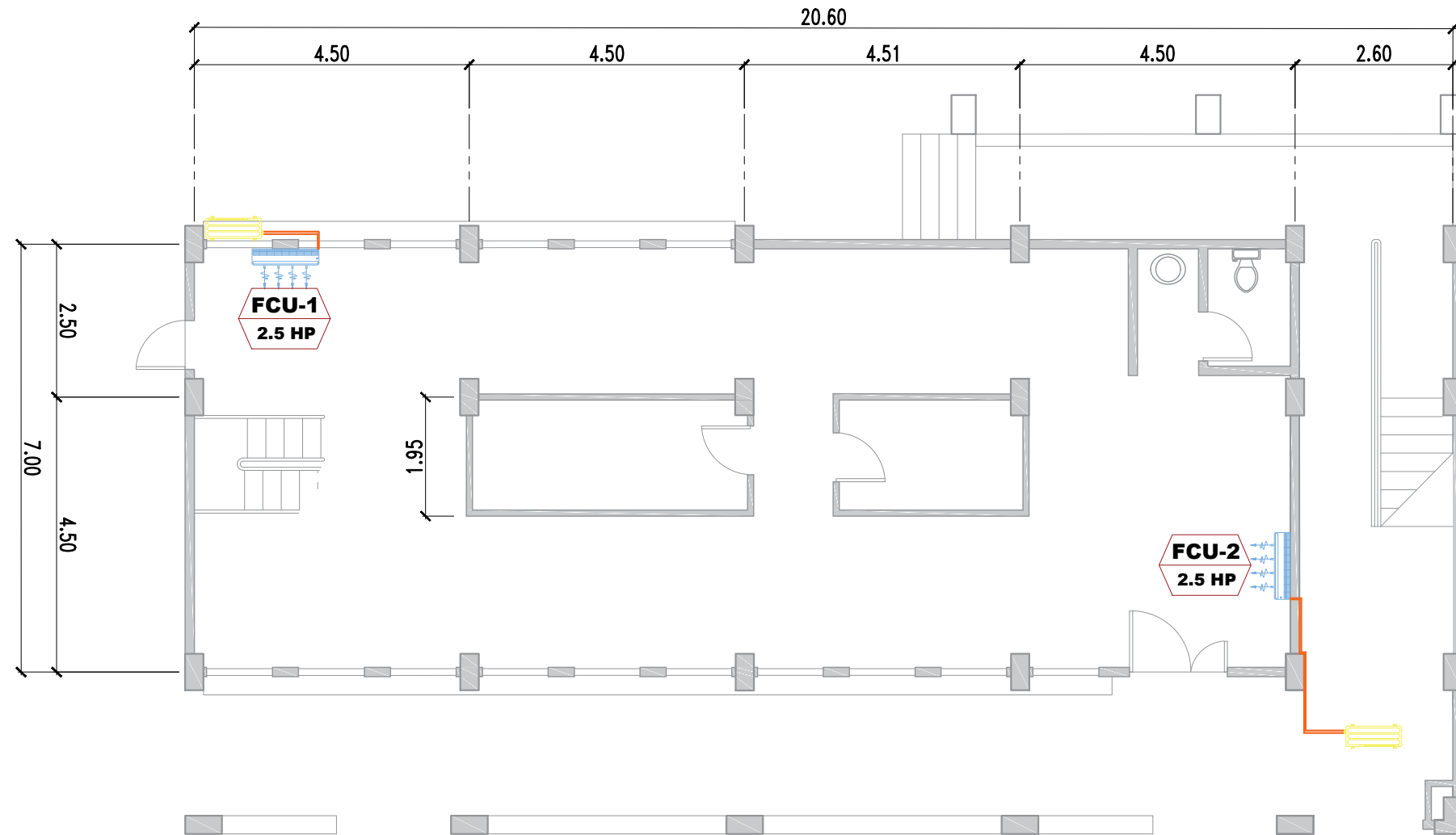
## LEGEND:

-  - AC INDOOR UNIT (FCU)
-  - AC OUTDOOR UNIT
-  - COPPER TUBING


## NOTE:

- THE PROPOSED LAYOUT FOR THE LOCATION OF THE AIR CONDITIONING UNIT IS IN ACCORDANCE WITH THE INFORMATION GIVEN BY THE REQUESTING OFFICE.
- VERIFY ON SITE THE PROPOSED ACTUAL LOCATIONS (HEIGHT AND DISTANCE) OF EQUIPMENT (INDOOR AND OUTDOOR UNIT) PRIOR TO CONSTRUCTION.

UNIT	TYPE	REMARKS
<b>FCU-1</b> <b>2.5HP</b>	WALL MOUNTED	ADDITIONAL UNIT
<b>FCU-2</b> <b>2.5HP</b>	WALL MOUNTED	ADDITIONAL UNIT
<b>FCU-3</b> <b>2.5HP</b>	WALL MOUNTED	ADDITIONAL UNIT



SCALE 1:100 M  
**AIR CONDITIONING SYSTEM LAYOUT OF ADMISSION AND REGISTRATION OFFICE**






**TARLAC STATE UNIVERSITY**  
Facilities Development and Management Office  
Romulo Boulevard, Tarlac City, Philippines 2300

PROJECT TITLE: AIR CONDITIONING UNIT PIPING SYSTEM	PREPARED BY: ENGR. JOHN MYRO B. GANARA MECHANICAL ENGINEER, FDMO	CHECKED BY: AR. ARLEN M. GUIEB PLANNING UNIT HEAD, FDMO	RECOMMENDING APPROVAL: AR. CHERRY L. FABIANES DIRECTOR, FDMO	REQUESTING OFFICE: MS. ELENA MAY T. TEOFILO HEAD, PROCUREMENT UNIT	SHEET CONTENTS: AS SHOWN	SHEET NO: M - 1
PROJECT LOCATION: TARLAC STATE UNIVERSITY					DATE: MAY 2023	PAGE NO: 3 / 12




# LOCATION : MEZZANINE FLOOR OF ARO BUILDING

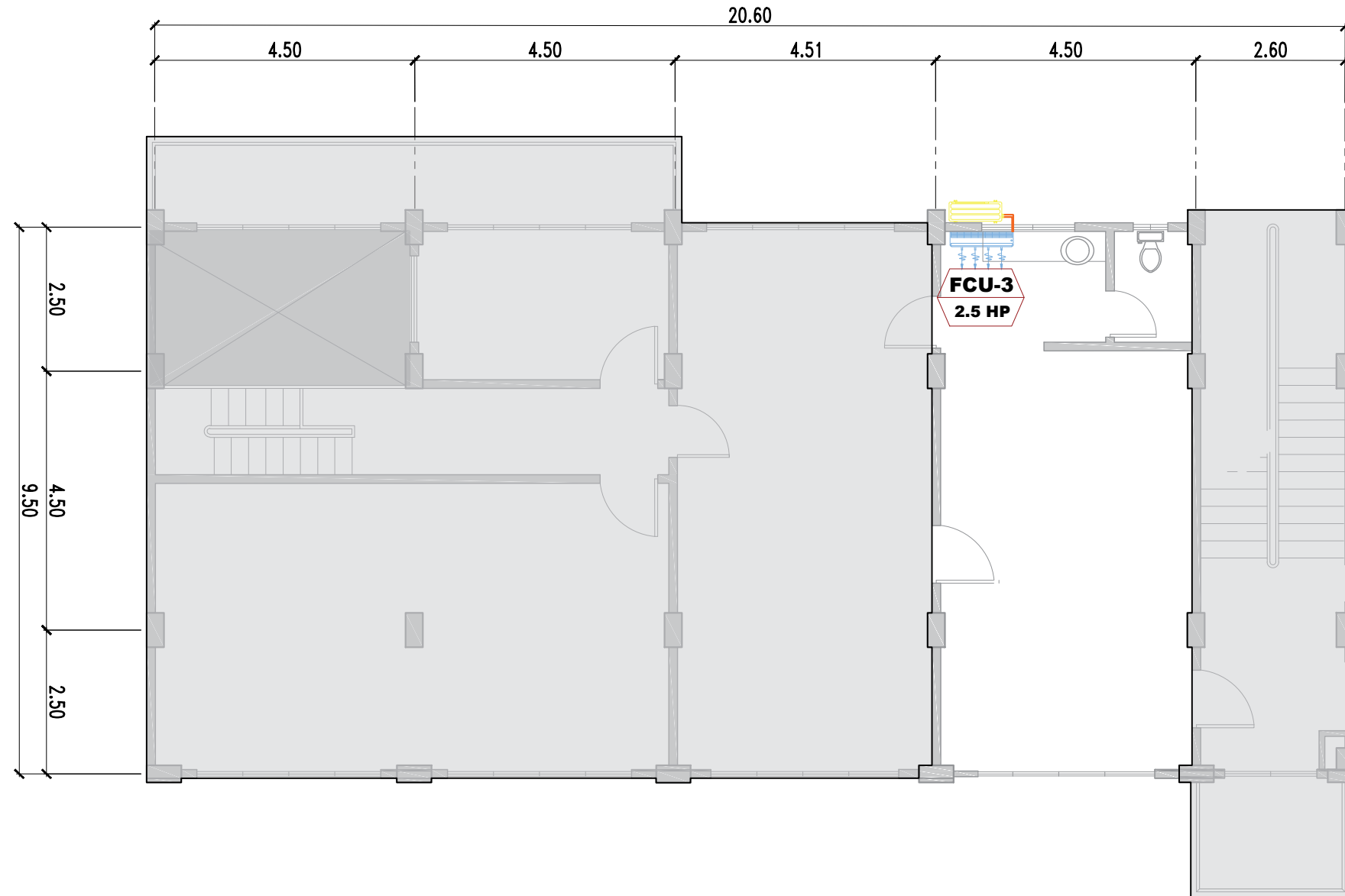
## LEGEND:

-  - AC INDOOR UNIT (FCU)
-  - AC OUTDOOR UNIT
-  - COPPER TUBING

## NOTE:


- THE PROPOSED LAYOUT FOR THE LOCATION OF THE AIR CONDITIONING UNIT IS IN ACCORDANCE WITH THE INFORMATION GIVEN BY THE REQUESTING OFFICE.
- VERIFY ON SITE THE PROPOSED ACTUAL LOCATIONS (HEIGHT AND DISTANCE) OF EQUIPMENT (INDOOR AND OUTDOOR UNIT) PRIOR TO CONSTRUCTION.

UNIT	TYPE	REMARKS
	WALL MOUNTED	ADDITIONAL UNIT
	WALL MOUNTED	ADDITIONAL UNIT
	WALL MOUNTED	ADDITIONAL UNIT



## AIR CONDITIONING SYSTEM LAYOUT OF ADMISSION AND REGISTRATION OFFICE

SCALE 1:100 M







**TARLAC STATE UNIVERSITY**  
Facilities Development and  
Management Office  
Romulo Boulevard, Tarlac City, Philippines 2300

PROJECT TITLE: AIR CONDITIONING UNIT PIPING SYSTEM	PREPARED BY: ENGR. JOHN MYRO B. GANARA MECHANICAL ENGINEER, FDMO	CHECKED BY: AR. ARLEN M. GUIEB PLANNING UNIT HEAD, FDMO	RECOMMENDING APPROVAL: AR. CHERRY L. FABIANES DIRECTOR, FDMO	REQUESTING OFFICE: MS. ELENA MAY T. TEOFILO HEAD, PROCUREMENT UNIT	SHEET CONTENTS: AS SHOWN	SHEET NO: M - 1
PROJECT LOCATION: TARLAC STATE UNIVERSITY					DATE: MAY 2023	PAGE NO: 4 / 12

# LOCATION : ADMIN BUILDING

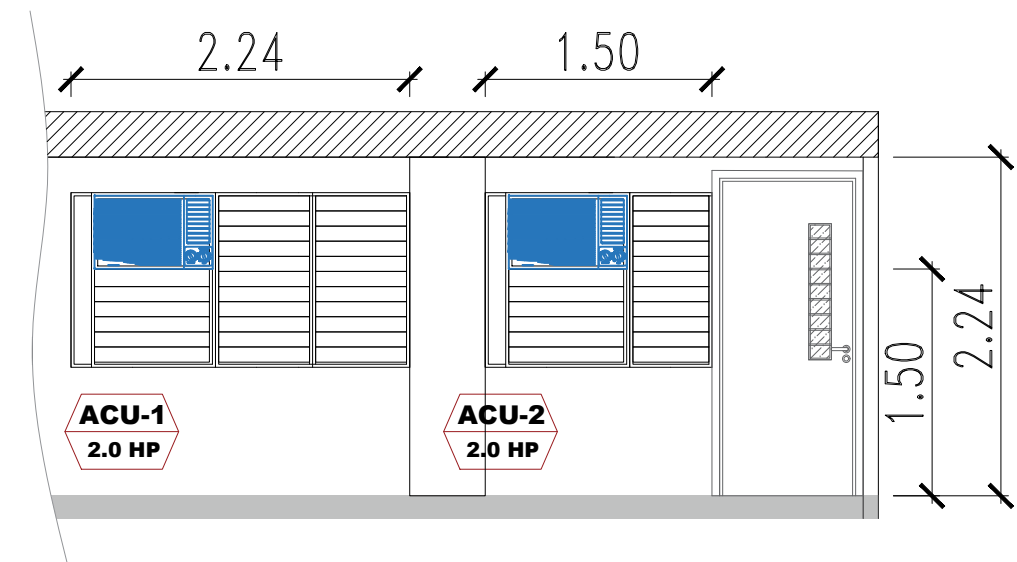
## LEGEND:

-  - AC INDOOR UNIT (FCU)
-  - AC OUTDOOR UNIT
-  - COPPER TUBING
-  - WINDOW TYPE ACU

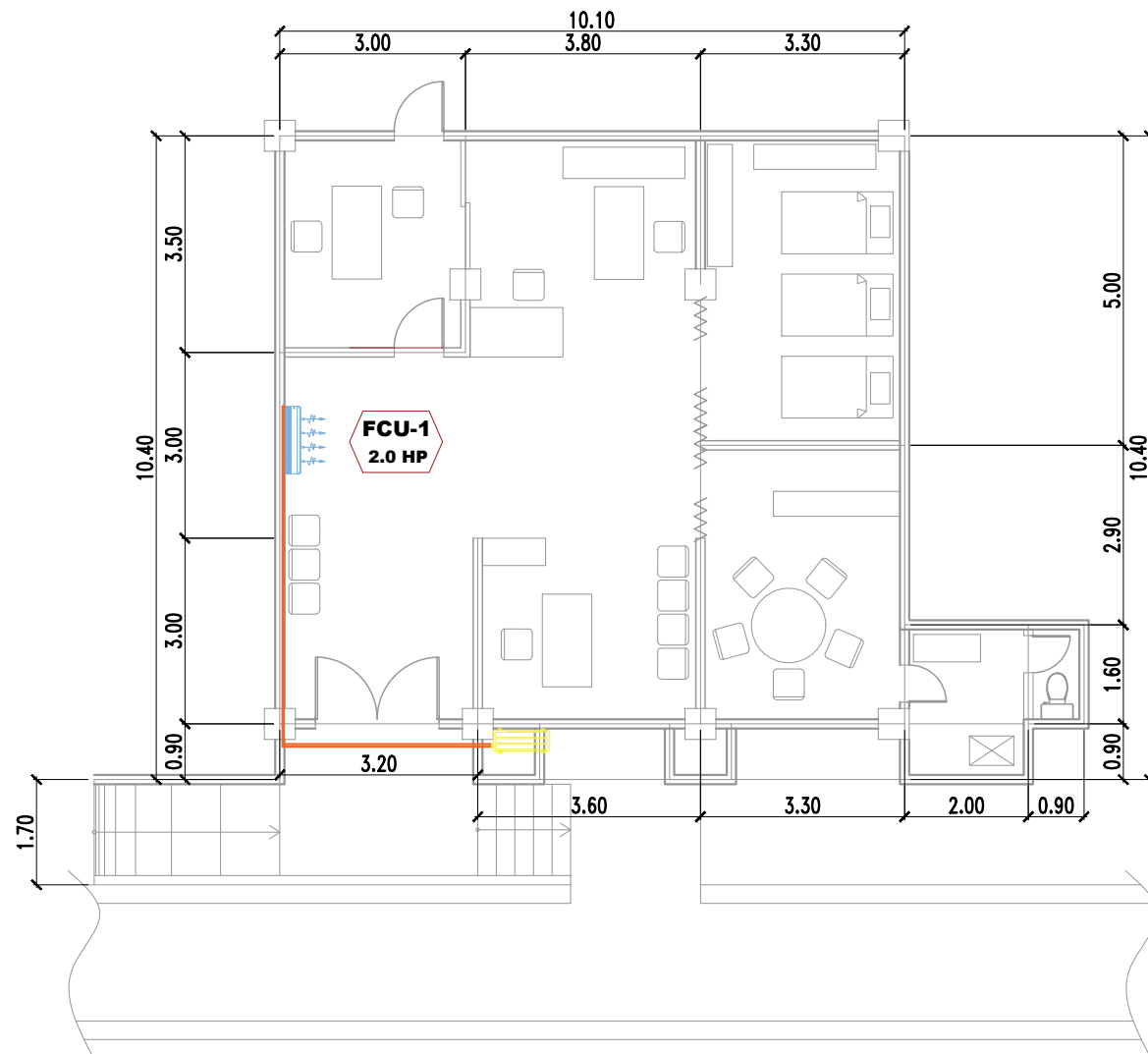
## NOTE:

- THE PROPOSED LAYOUT FOR THE LOCATION OF THE AIR CONDITIONING UNIT IS IN ACCORDANCE WITH THE INFORMATION GIVEN BY THE REQUESTING OFFICE.
- VERIFY ON SITE THE PROPOSED ACTUAL LOCATIONS (HEIGHT AND DISTANCE) OF EQUIPMENT (INDOOR AND OUTDOOR UNIT) PRIOR TO CONSTRUCTION.

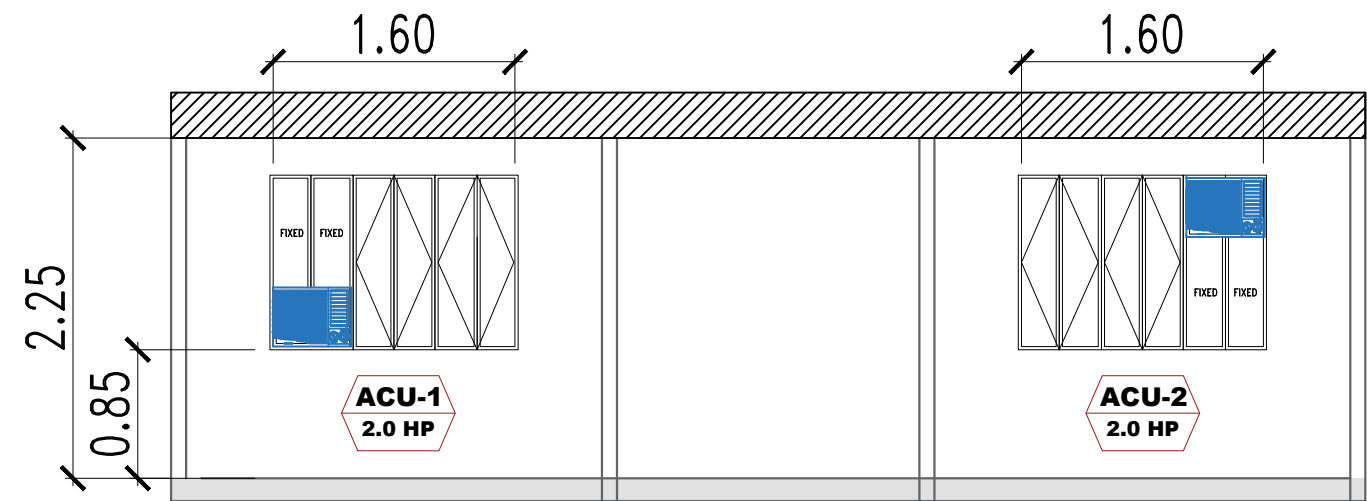
CLINIC MAIN CAMPUS		
UNIT	TYPE	REMARKS
FCU-1 2.0HP	WALL MOUNTED	ADDITIONAL UNIT
INTERNAL AUDIT SERVICES		
UNIT	TYPE	REMARKS
ACU-1 2.0HP	WINDOW TYPE	REPLACEMENT
ACU-2 2.0HP	WINDOW TYPE	REPLACEMENT
RECORD AND ARCHIVES		
UNIT	TYPE	REMARKS
ACU-1 2.0HP	WINDOW TYPE	REPLACEMENT
ACU-2 2.0HP	WINDOW TYPE	REPLACEMENT



**AIR CONDITIONING SYSTEM LAYOUT AT INTERNAL AUDIT SERVICES**  
SCALE 1:50 M







**AIR CONDITIONING SYSTEM LAYOUT AT CLINIC MAIN CAMPUS**  
SCALE 1:120M



**AIR CONDITIONING SYSTEM LAYOUT AT RECORDS AND ARCHIVES**  
SCALE 1:50 M

# LOCATION : ADMIN BUILDING

## LEGEND:

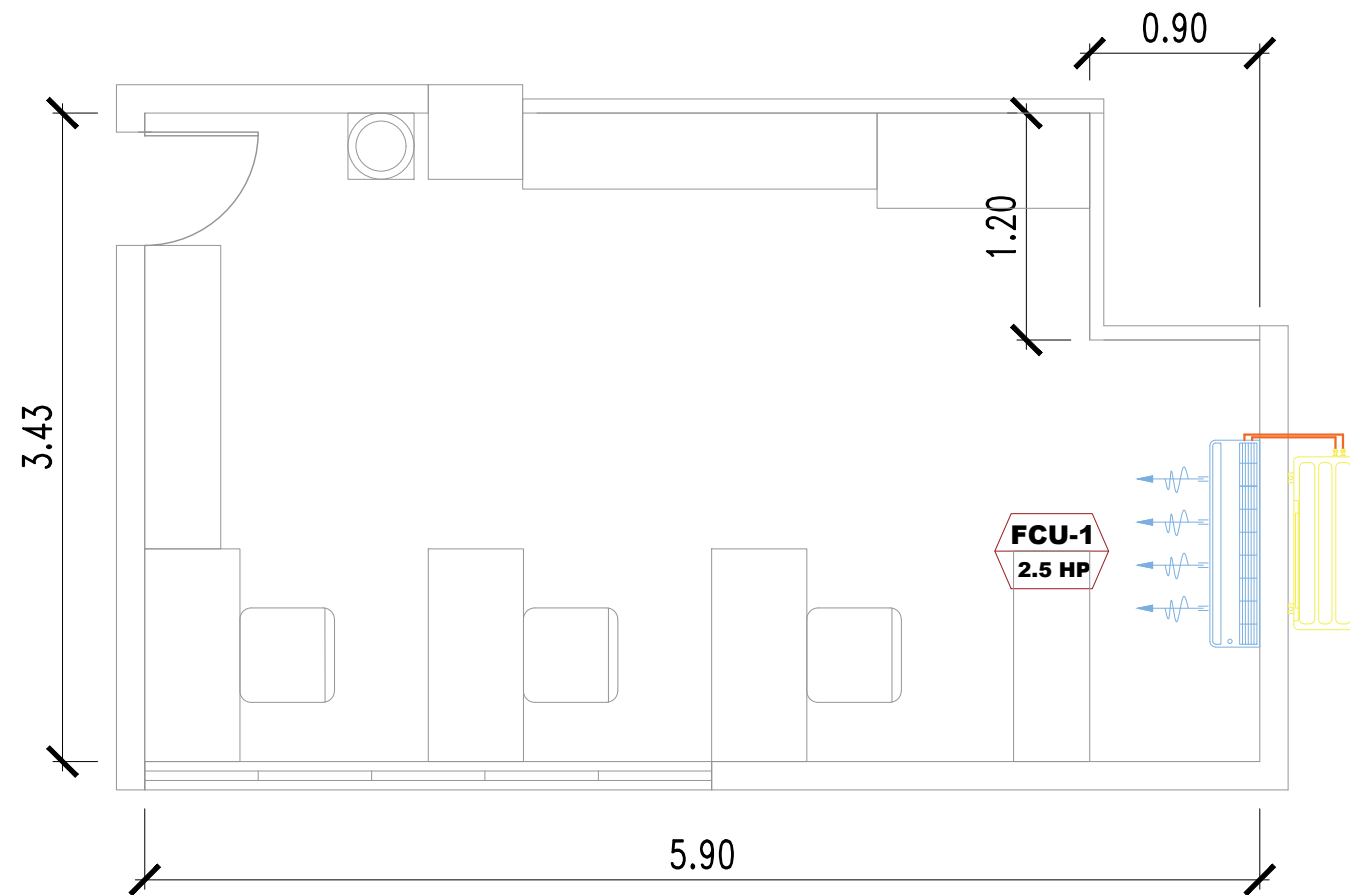
-  - AC INDOOR UNIT (FCU)
-  - AC INDOOR UNIT (FCU)
-  - AC OUTDOOR UNIT
-  - COPPER TUBING

## NOTE:

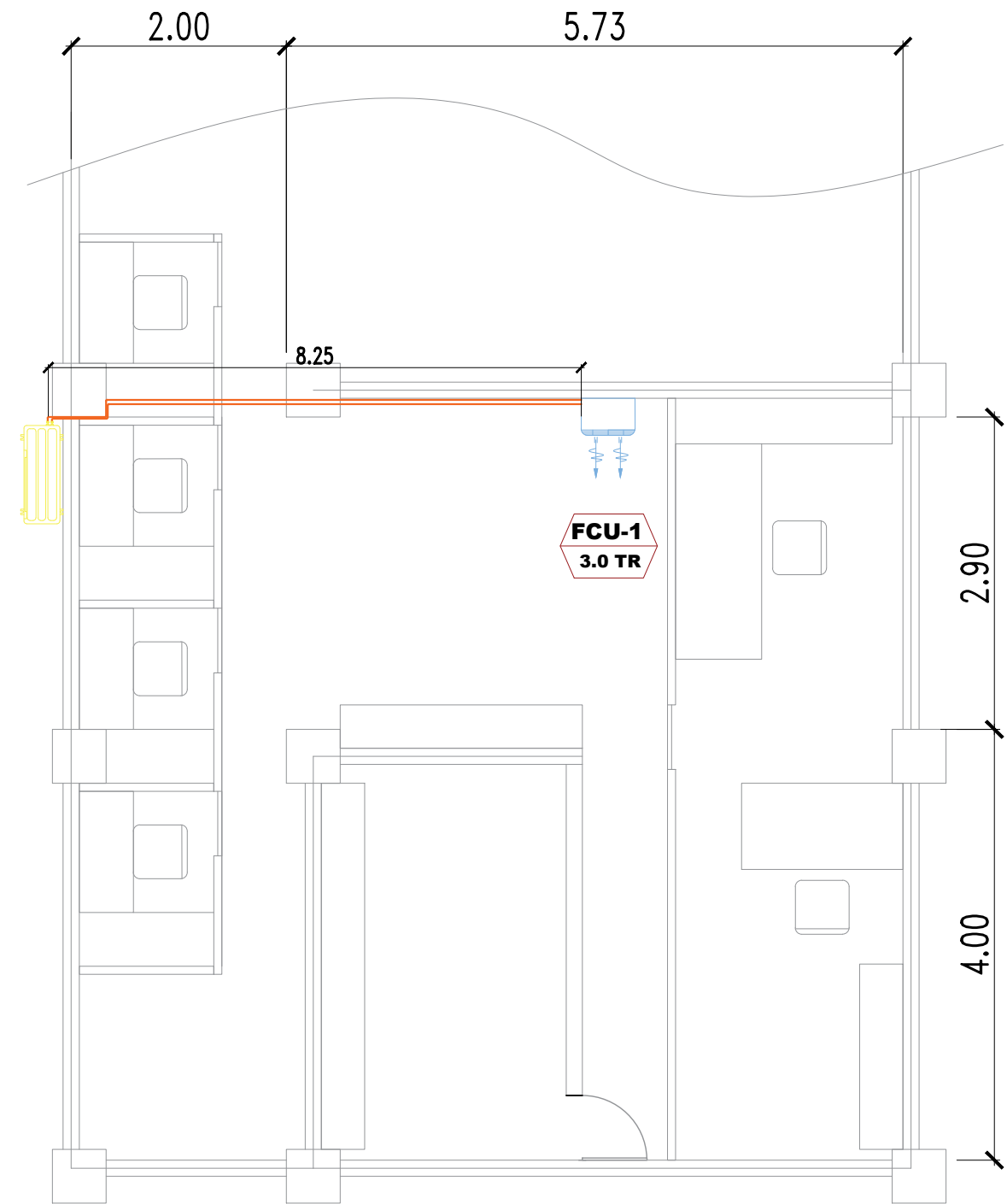
- THE PROPOSED LAYOUT FOR THE LOCATION OF THE AIR CONDITIONING UNIT IS IN ACCORDANCE WITH THE INFORMATION GIVEN BY THE REQUESTING OFFICE.
- VERIFY ON SITE THE PROPOSED ACTUAL LOCATIONS (HEIGHT AND DISTANCE) OF EQUIPMENT (INDOOR AND OUTDOOR UNIT) PRIOR TO CONSTRUCTION.

CIVIL SECURITY UNIT		
UNIT	TYPE	REMARKS
FCU-1 2.5HP	WALL MOUNTED	REPLACEMENT


CASHIERING OFFICE		
UNIT	TYPE	REMARKS
FCU-1 3.0 TR	FLOOR MOUNTED	REPLACEMENT



**AIR CONDITIONING SYSTEM LAYOUT AT CIVIL SECURITY OFFICE**  
SCALE 1:40 M



**AIR CONDITIONING SYSTEM LAYOUT AT CASHIERING OFFICE**  
SCALE 1:60 M






**TARLAC STATE UNIVERSITY**  
Facilities Development and  
Management Office  
Romulo Boulevard, Tarlac City, Philippines 2300

PROJECT TITLE: AIR CONDITIONING UNIT PIPING SYSTEM	PREPARED BY: ENGR. BIENVENIDO T. FONTANILLA III MECHANICAL ENGINEER, FDMO	CHECKED BY: AR. ARLEN M. GUIEB PLANNING UNIT HEAD, FDMO	RECOMMENDING APPROVAL: AR. CHERRY L. FABIANES DIRECTOR, FDMO	REQUESTING OFFICE: MS. ELENA MAY T. TEOFILO HEAD, PROCUREMENT UNIT	SHEET CONTENTS: AS SHOWN	SHEET NO: M-1
PROJECT LOCATION: TARLAC STATE UNIVERSITY					DATE: MAY 2023	PAGE NO: 6 / 12

# LOCATION : ADMIN BUILDING

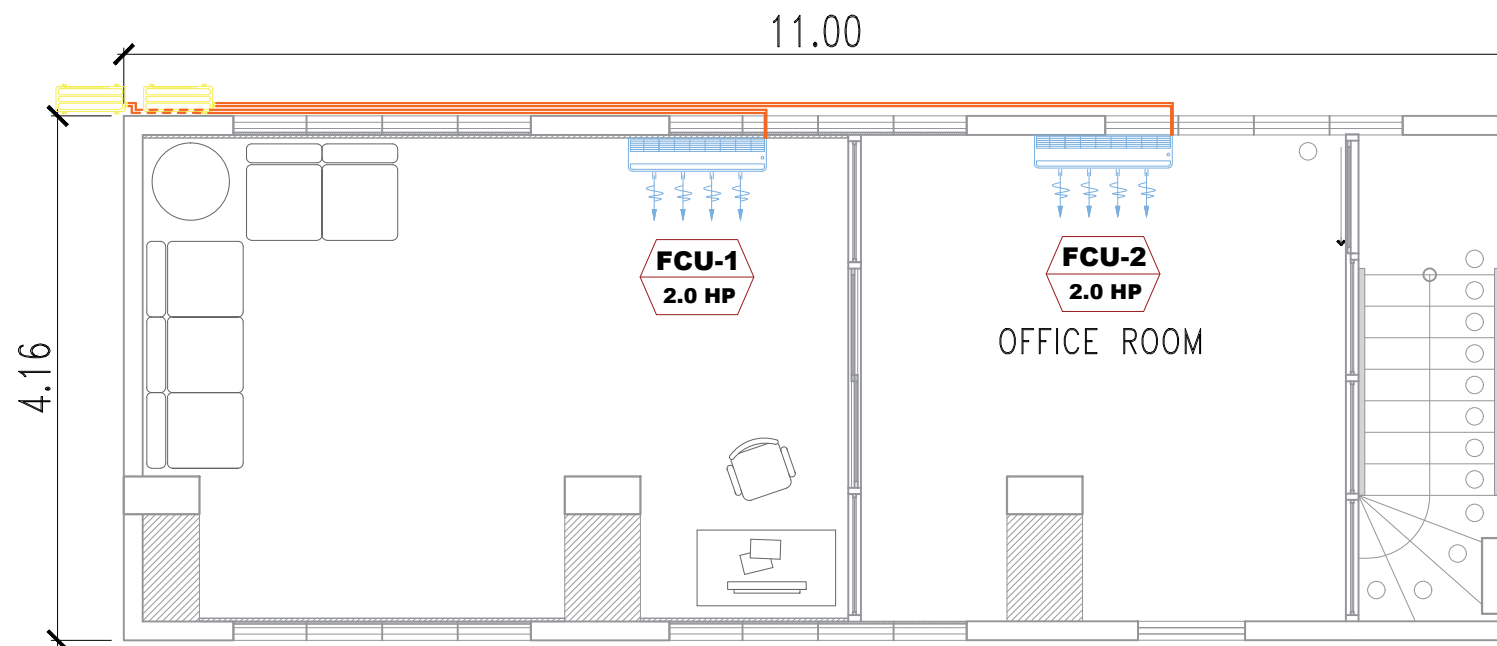
## LEGEND:

-  - AC INDOOR UNIT (FCU)
-  - AC OUTDOOR UNIT
-  - COPPER TUBING


## NOTE:

- THE PROPOSED LAYOUT FOR THE LOCATION OF THE AIR CONDITIONING UNIT IS IN ACCORDANCE WITH THE INFORMATION GIVEN BY THE REQUESTING OFFICE.
- VERIFY ON SITE THE PROPOSED ACTUAL LOCATIONS (HEIGHT AND DISTANCE) OF EQUIPMENT (INDOOR AND OUTDOOR UNIT) PRIOR TO CONSTRUCTION.

UNIT	TYPE	REMARKS
FCU-1 2.0HP	WALL MOUNTED	ADDITIONAL UNIT
FCU-2 2.0HP	WALL MOUNTED	ADDITIONAL UNIT



**AIR CONDITIONING SYSTEM LAYOUT AT OPA OFFICE MEZZANINE FLOOR**  
SCALE 1:60 M








**TARLAC STATE UNIVERSITY**  
Facilities Development and Management Office  
Romulo Boulevard, Tarlac City, Philippines 2300

PROJECT TITLE: AIR CONDITIONING UNIT PIPING SYSTEM	PREPARED BY: ENGR. JOHN MYRO B. GANARA MECHANICAL ENGINEER, FDMO	CHECKED BY: AR. ARLEN M. GUIEB PLANNING UNIT HEAD, FDMO	RECOMMENDING APPROVAL: AR. CHERRY L. FABIANES DIRECTOR, FDMO	REQUESTING OFFICE: MS. ELENA MAY T. TEOFILO HEAD, PROCUREMENT UNIT	SHEET CONTENTS: AS SHOWN	SHEET NO: M - 1
PROJECT LOCATION: TARLAC STATE UNIVERSITY					DATE: MAY 2023	PAGE NO: 7 / 12

# LOCATION : GROUND FLOOR CT BUILDING AND MAIN CAMPUS LIBRARY

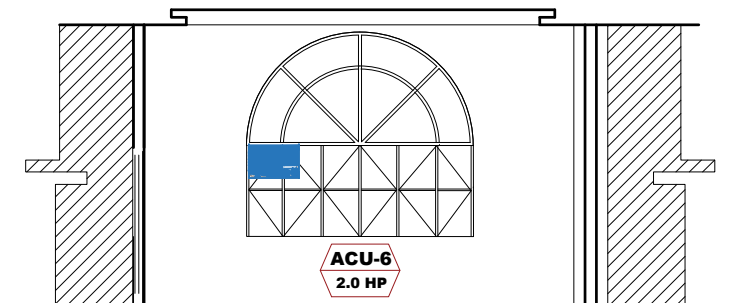
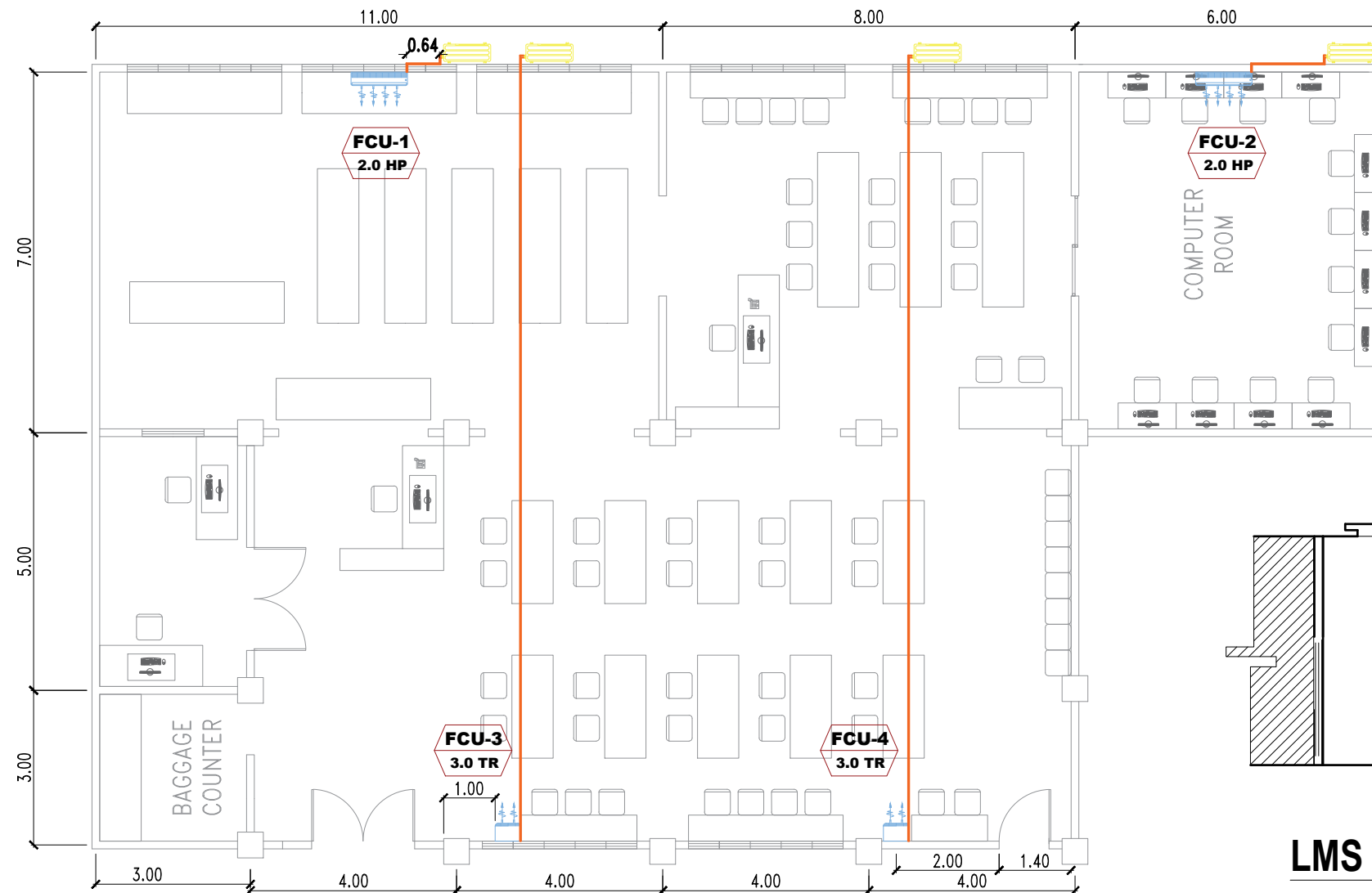
## LEGEND:

-  - AC INDOOR UNIT (FCU)
-  - AC INDOOR UNIT (FCU)
-  - AC OUTDOOR UNIT
-  - COPPER TUBING
-  - WINDOW TYPE ACU

## NOTE:


- THE PROPOSED LAYOUT FOR THE LOCATION OF THE AIR CONDITIONING UNIT IS IN ACCORDANCE WITH THE INFORMATION GIVEN BY THE REQUESTING OFFICE.
- VERIFY ON SITE THE PROPOSED ACTUAL LOCATIONS (HEIGHT AND DISTANCE) OF EQUIPMENT (INDOOR AND OUTDOOR UNIT) PRIOR TO CONSTRUCTION.

UNIT	TYPE	REMARKS
FCU-1 2.0HP	WALL MOUNTED	ADDITIONAL UNIT
FCU-2 2.0HP	WALL MOUNTED	ADDITIONAL UNIT
FCU-3 3.0 TR	FLOOR MOUNTED	ADDITIONAL UNIT
FCU-4 3.0 TR	FLOOR MOUNTED	ADDITIONAL UNIT
FCU-5 2.0HP	WALL MOUNTED	ADDITIONAL UNIT
ACU-1 2.0HP	WINDOW TYPE	REPLACEMENT
ACU-2 2.0HP	WINDOW TYPE	REPLACEMENT
ACU-3 2.0HP	WINDOW TYPE	REPLACEMENT
ACU-4 2.0HP	WINDOW TYPE	REPLACEMENT
ACU-5 2.0HP	WINDOW TYPE	REPLACEMENT
ACU-6 2.0HP	WINDOW TYPE	REPLACEMENT



**LMS TECHNICAL SECTION**

## AIR CONDITIONING SYSTEM LAYOUT AT SAN ISIDRO CAMPUS LIBRARY SCALE 1:120 M

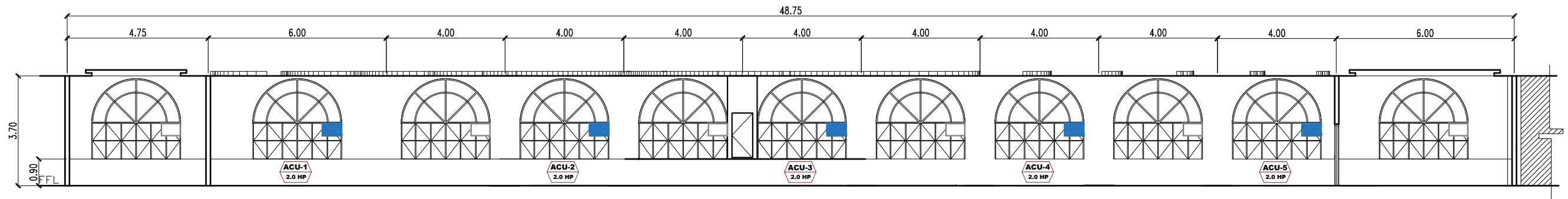


**TARLAC STATE UNIVERSITY**  
Facilities Development and Management Office  
Romulo Boulevard, Tarlac City, Philippines 2300

PROJECT TITLE: AIR CONDITIONING UNIT PIPING SYSTEM	PREPARED BY: ENGR. BIENVENIDO T. FONTANILLA III MECHANICAL ENGINEER, FDMO	CHECKED BY: AR. ARLEN M. GUIEB PLANNING UNIT HEAD, FDMO	RECOMMENDING APPROVAL: AR. CHERRY L. FABIANES DIRECTOR, FDMO	REQUESTING OFFICE: MS. ELENA MAY T. TEOFILO HEAD, PROCUREMENT UNIT	SHEET CONTENTS: AS SHOWN	SHEET NO: M-1
PROJECT LOCATION: TARLAC STATE UNIVERSITY					DATE: MAY 2023	PAGE NO: 8 / 12







LOCATION : MAIN CAMPUS



## AIR CONDITIONING SYSTEM LAYOUT AT MAIN CAMPUS LIBRARY

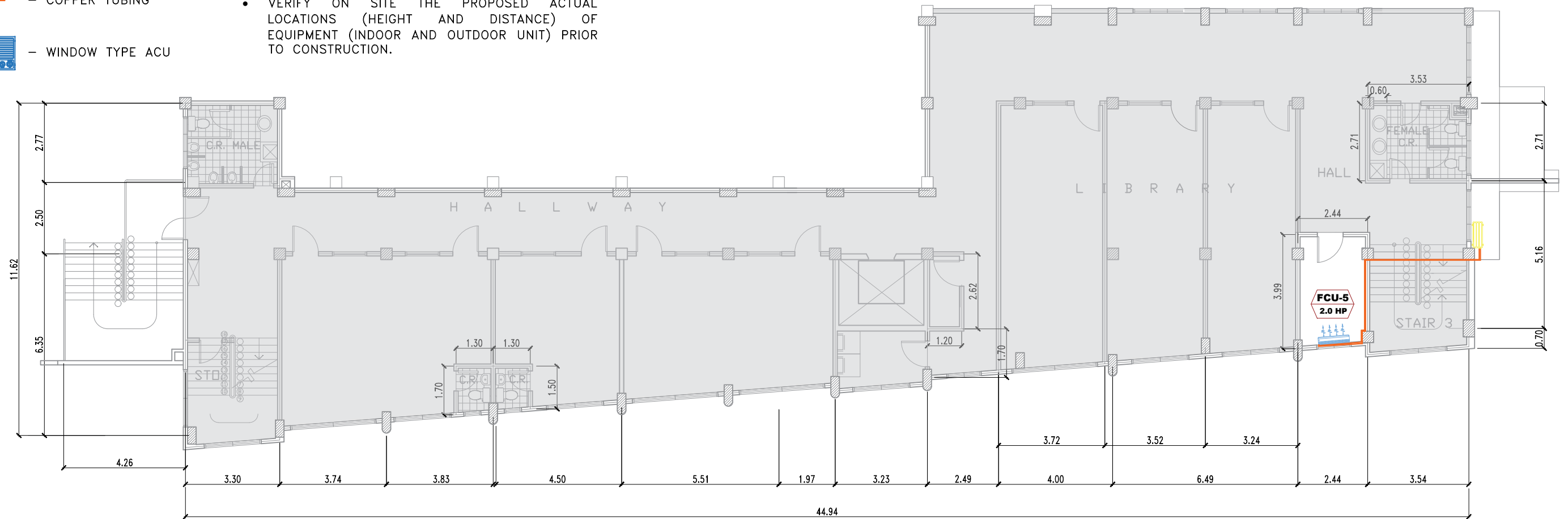
SCALE 1:150 M

LEGEND:

-  - AC INDOOR UNIT (FCU)
-  - AC OUTDOOR UNIT
-  - COPPER TUBING
-  - WINDOW TYPE ACU

NOTE:

- THE PROPOSED LAYOUT FOR THE LOCATION OF THE AIR CONDITIONING UNIT IS IN ACCORDANCE WITH THE INFORMATION GIVEN BY THE REQUESTING OFFICE.
- VERIFY ON SITE THE PROPOSED ACTUAL LOCATIONS (HEIGHT AND DISTANCE) OF EQUIPMENT (INDOOR AND OUTDOOR UNIT) PRIOR TO CONSTRUCTION.



## AIR CONDITIONING SYSTEM LAYOUT AT SCHOOL OF LAW LIBRARY

SCALE 1:150 M







PROJECT TITLE: AIR CONDITIONING UNIT PIPING SYSTEM	PREPARED BY: ENGR. JOHN MYRO B. GANARA MECHANICAL ENGINEER, FDMO	CHECKED BY: AR. ARLEN M. GUIEB PLANNING UNIT HEAD, FDMO	RECOMMENDING APPROVAL: AR. CHERRY L. FABIANES DIRECTOR, FDMO	REQUESTING OFFICE: MS. ELENA MAY T. TEOFILO HEAD, PROCUREMENT UNIT	SHEET CONTENTS: AS SHOWN	SHEET NO: M - 1
PROJECT LOCATION: TARLAC STATE UNIVERSITY					DATE: MAY 2023	PAGE NO: 9 / 12

# LOCATION : MIXED-USE BUILDING 3RD FLOOR

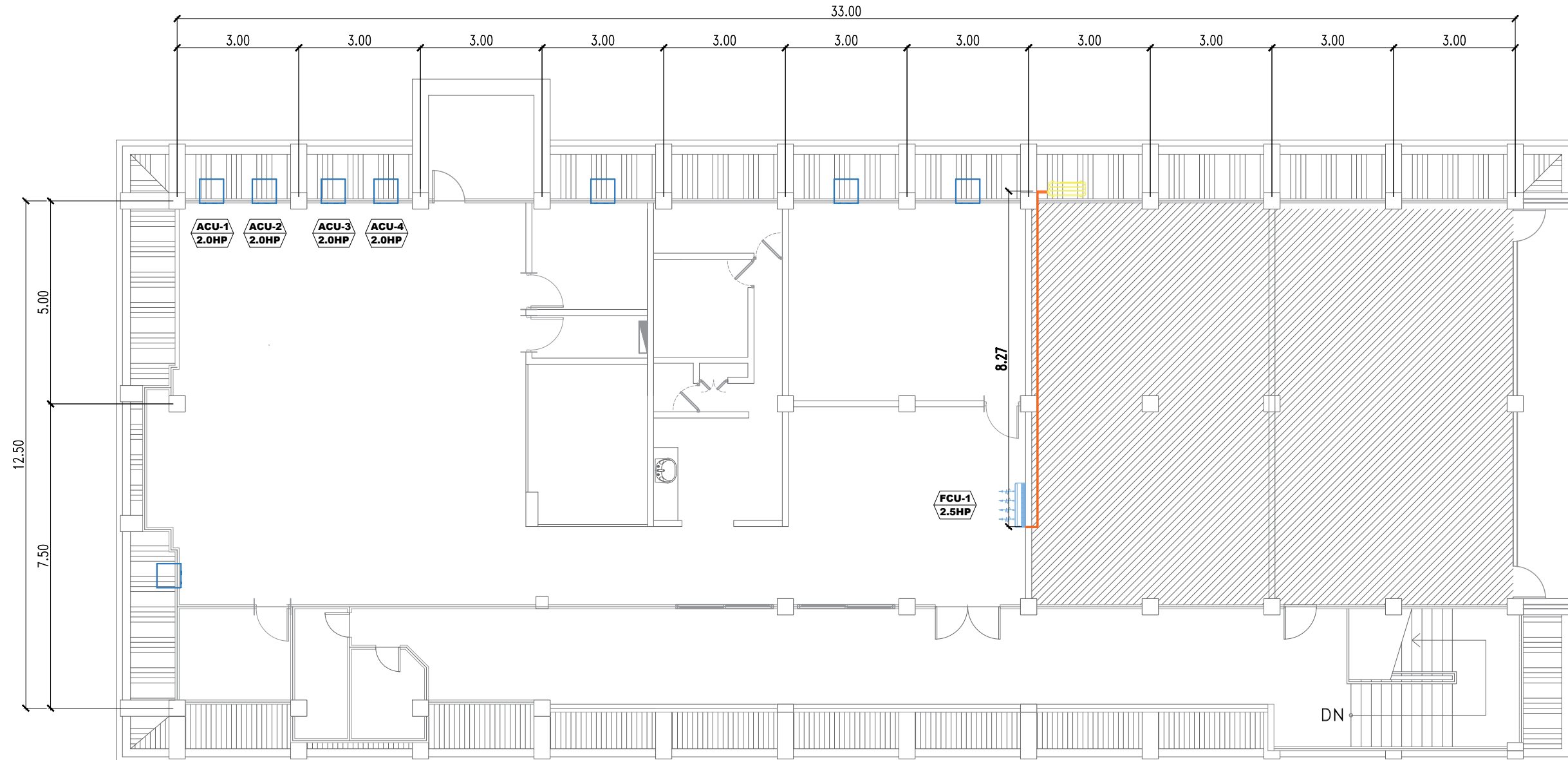
## NOTE:

- THE PROPOSED LAYOUT FOR THE LOCATION OF THE AIR CONDITIONING UNIT IS IN ACCORDANCE WITH THE INFORMATION GIVEN BY THE REQUESTING OFFICE.
- VERIFY ON SITE THE PROPOSED ACTUAL LOCATIONS (HEIGHT AND DISTANCE) OF EQUIPMENT (INDOOR AND OUTDOOR UNIT) PRIOR TO CONSTRUCTION.

## LEGEND:

-  - AC INDOOR UNIT (FCU)
-  - AC OUTDOOR UNIT
-  - COPPER TUBING
-  - WINDOW TYPE ACU

UNIT	TYPE	REMARKS
<b>FCU-1</b> 2.5HP	WALL MOUNTED	REPLACEMENT
<b>ACU-1</b> 2.0HP	WINDOW TYPE	REPLACEMENT
<b>ACU-2</b> 2.0HP	WINDOW TYPE	REPLACEMENT
<b>ACU-3</b> 2.0HP	WINDOW TYPE	REPLACEMENT
<b>ACU-4</b> 2.0HP	WINDOW TYPE	REPLACEMENT



## AIR CONDITIONING SYSTEM LAYOUT AT OFFICE PLANNING, PERFORMANCE MONITORING AND EVALUATION

SCALE 1:120 M






**TARLAC STATE UNIVERSITY**  
Facilities Development and Management Office  
Romulo Boulevard, Tarlac City, Philippines 2300

PROJECT TITLE: AIR CONDITIONING UNIT PIPING SYSTEM	PREPARED BY: ENGR. JOHN MYRO B. GANARA MECHANICAL ENGINEER, FDMO	CHECKED BY: AR. ARLEN M. GUIEB PLANNING UNIT HEAD, FDMO	RECOMMENDING APPROVAL: AR. CHERRY L. FABIANES DIRECTOR, FDMO	REQUESTING OFFICE: MS. ELENA MAY T. TEOFILO HEAD, PROCUREMENT UNIT	SHEET CONTENTS: AS SHOWN	SHEET NO: M - 1
PROJECT LOCATION: TARLAC STATE UNIVERSITY					DATE: MAY 2023	PAGE NO: 10 / 12

# LOCATION : TSU HOTEL AT 5TH FLOOR

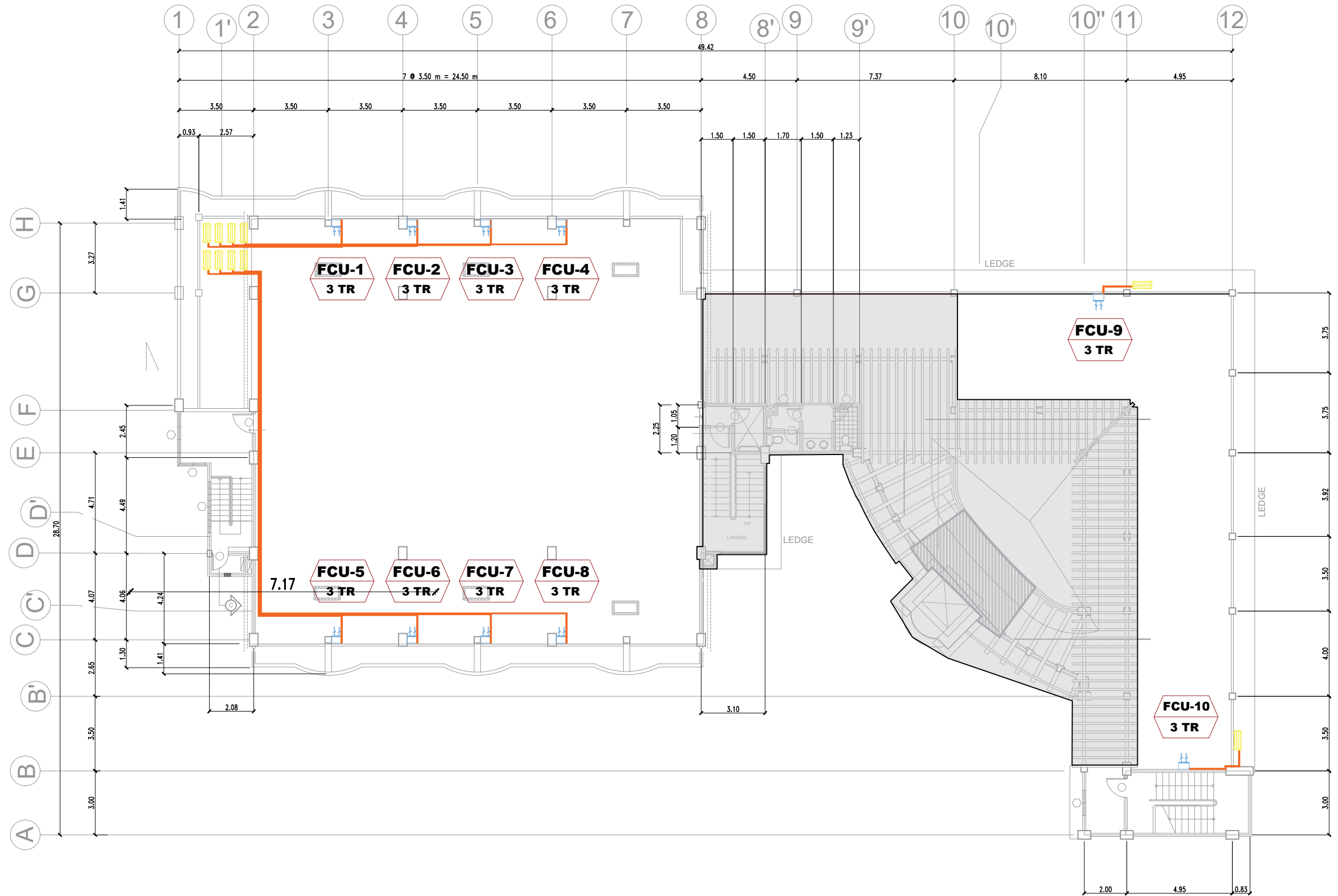
## LEGEND:

-  - AC INDOOR UNIT (FCU)
-  - AC OUTDOOR UNIT
-  - COPPER TUBING


## NOTE:

- THE PROPOSED LAYOUT FOR THE LOCATION OF THE AIR CONDITIONING UNIT IS IN ACCORDANCE WITH THE INFORMATION GIVEN BY THE REQUESTING OFFICE.
- VERIFY ON SITE THE PROPOSED ACTUAL LOCATIONS (HEIGHT AND DISTANCE) OF EQUIPMENT (INDOOR AND OUTDOOR UNIT) PRIOR TO CONSTRUCTION.

UNIT	TYPE	REMARKS
FCU-1 3.0TR	FLOOR MOUNTED	ADDITIONAL UNIT
FCU-2 3.0TR	FLOOR MOUNTED	ADDITIONAL UNIT
FCU-3 3.0 TR	FLOOR MOUNTED	ADDITIONAL UNIT
FCU-4 3.0 TR	FLOOR MOUNTED	ADDITIONAL UNIT
FCU-5 3.0TR	FLOOR MOUNTED	ADDITIONAL UNIT
FCU-6 3.0TR	FLOOR MOUNTED	ADDITIONAL UNIT
FCU-7 3.0TR	FLOOR MOUNTED	ADDITIONAL UNIT
FCU-8 3.0TR	FLOOR MOUNTED	ADDITIONAL UNIT
FCU-9 3.0TR	FLOOR MOUNTED	ADDITIONAL UNIT
FCU-10 3.0TR	FLOOR MOUNTED	ADDITIONAL UNIT



## AIR CONDITIONING SYSTEM LAYOUT AT TSU HOTEL SCALE 1:200 M






**TARLAC STATE UNIVERSITY**  
Facilities Development and Management Office  
Romulo Boulevard, Tarlac City, Philippines 2300

PROJECT TITLE: AIR CONDITIONING UNIT PIPING SYSTEM	PREPARED BY: ENGR. JOHN MYRO B. GANARA MECHANICAL ENGINEER, FDMO	CHECKED BY: AR. ARLEN M. GUIEB PLANNING UNIT HEAD, FDMO	RECOMMENDING APPROVAL: AR. CHERRY L. FABIANES DIRECTOR, FDMO	REQUESTING OFFICE: MS. ELENA MAY T. TEOFILO HEAD, PROCUREMENT UNIT	SHEET CONTENTS: AS SHOWN	SHEET NO: M - 1
PROJECT LOCATION: TARLAC STATE UNIVERSITY					DATE: MAY 2023	PAGE NO: 11/12

# LOCATION : MAIN CAMPUS

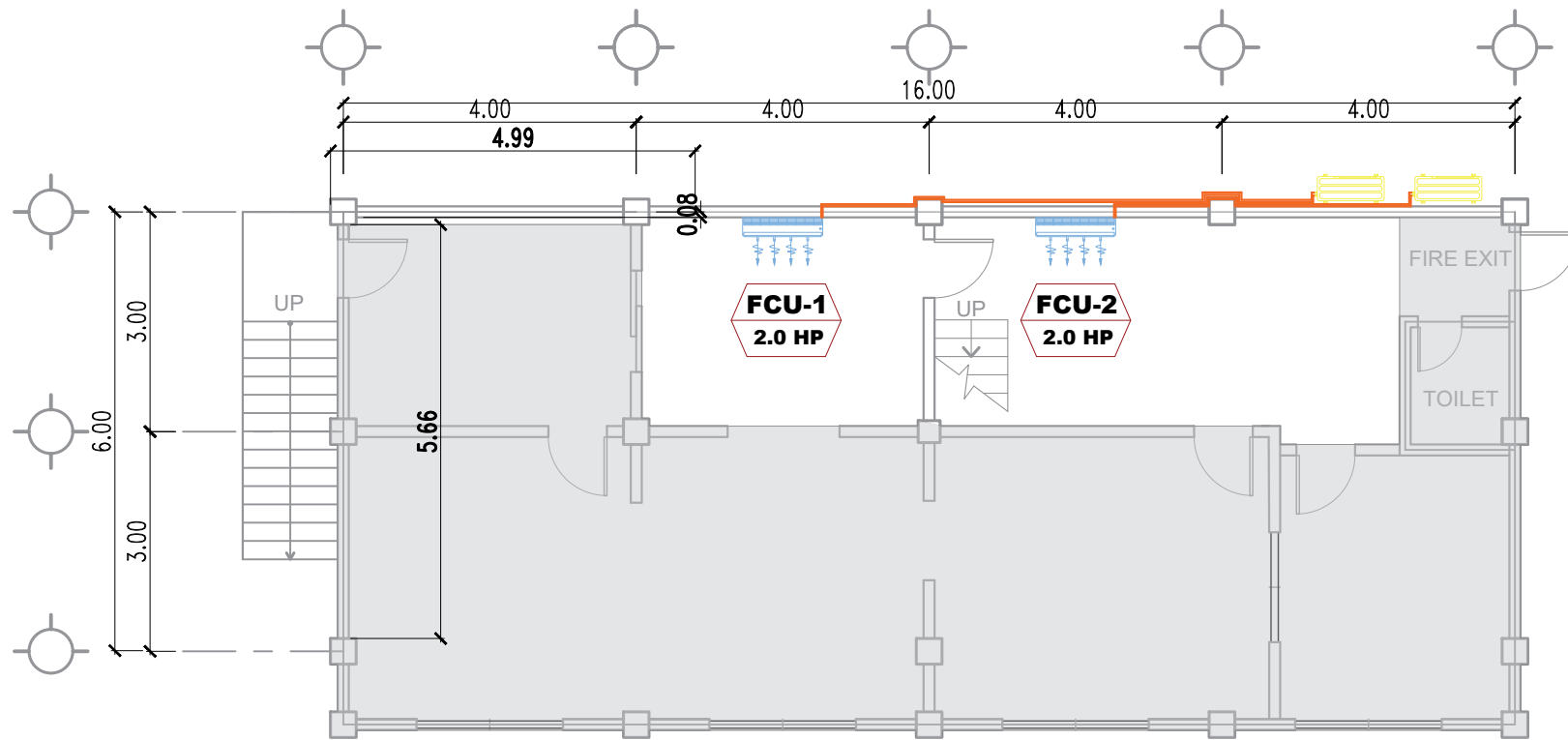
## LEGEND:

-  - AC INDOOR UNIT (FCU)
-  - AC OUTDOOR UNIT
-  - COPPER TUBING

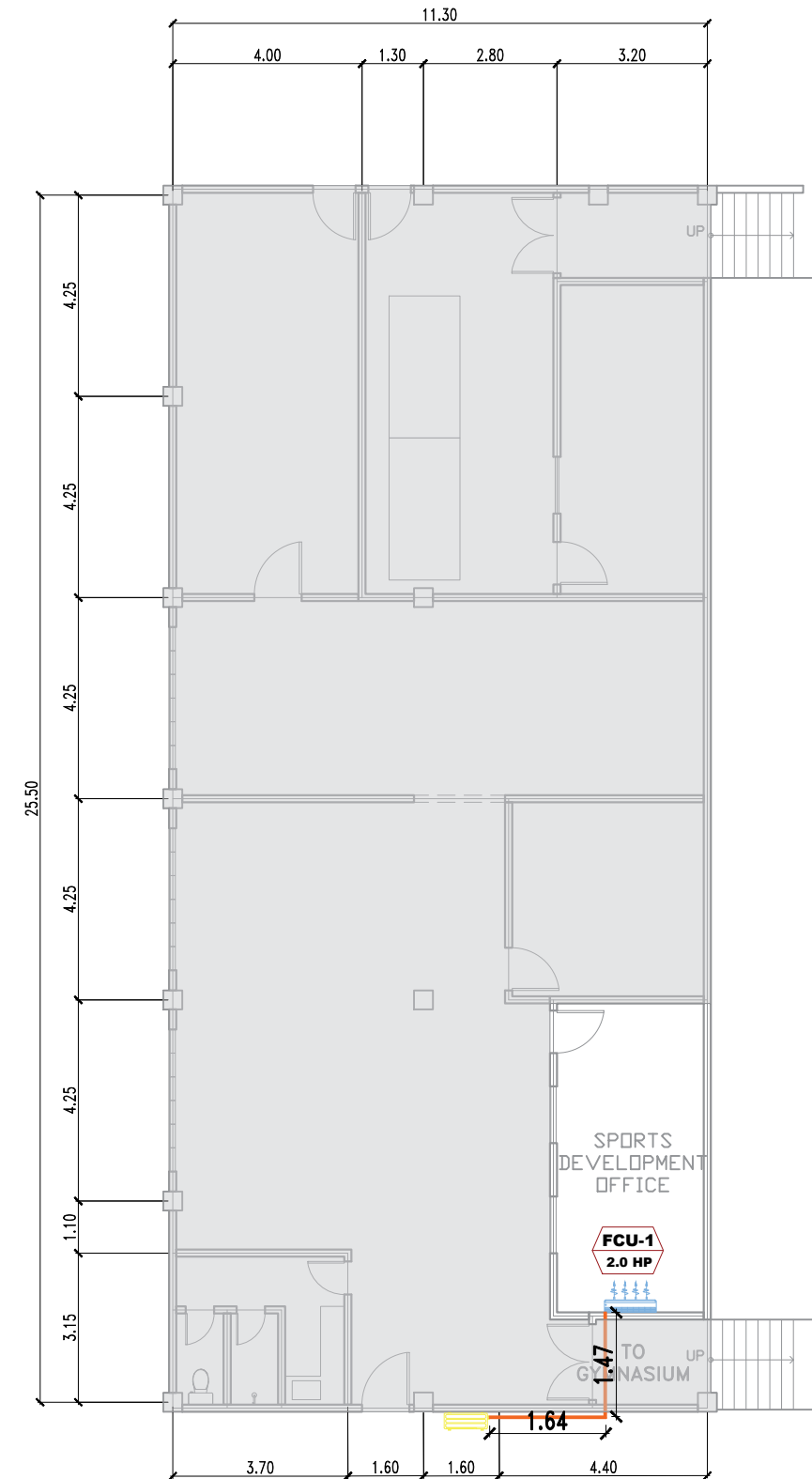
## NOTE:

- THE PROPOSED LAYOUT FOR THE LOCATION OF THE AIR CONDITIONING UNIT IS IN ACCORDANCE WITH THE INFORMATION GIVEN BY THE REQUESTING OFFICE.
- VERIFY ON SITE THE PROPOSED ACTUAL LOCATIONS (HEIGHT AND DISTANCE) OF EQUIPMENT (INDOOR AND OUTDOOR UNIT) PRIOR TO CONSTRUCTION.

SPMU		
UNIT	TYPE	REMARKS
FCU-1 2.0HP	WALL MOUNTED	ADDITIONAL UNIT
FCU-2 2.0HP	WALL MOUNTED	REPLACEMENT
SDMU		
UNIT	TYPE	REMARKS
FCU-1 2.0HP	WALL MOUNTED	ADDITIONAL UNIT



**AIR CONDITIONING SYSTEM LAYOUT AT SPMU OFFICE**  
SCALE 1:100 M



**AIR CONDITIONING SYSTEM LAYOUT AT SDMU OFFICE**  
SCALE 1:150 M