


STATEMENT OF APPROVED BUDGET, UTILIZATIONS, DISBURSEMENTS AND BALANCES
(For Off-Budgetary Funds)
As at the Quarter Ending March 31, 2024


Department : State Universities and Colleges (SUCs)
 Agency/Entity : Tarlac State University
 Operating Unit : < not applicable >
 Organization Code (UACS) : 08 037 000000
 Fund Cluster : 05 - Internally Generated Funds
 (e.g. UACS Fund Cluster: 05-Internally Generated Funds and 06-Business Related Funds)


Particulars	UACS CODE	Approved Budget			Utilizations					Disbursements					Balances		
		Approved Budgeted Revenue	Adjustments (Reductions, Modifications/ Augmentations)	Adjusted Budgeted Revenue	1st Quarter Ending March 31	2nd Quarter Ending June 30	3rd Quarter Ending September 30	4th Quarter Ending December 31	Total	1st Quarter Ending March 31	2nd Quarter Ending June 30	3rd Quarter Ending September 30	4th Quarter Ending December 31	Total	Unutilized Budget	Unpaid Obligations (10-15)=(17+18)	
																Due and Demandable	Not Yet Due and Demandable
1	2	3	4	5=[(3+)-(4)]	6	7	8	9	10=(6+7+8+9)	11	12	13	14	15=(11+12+13+14)	16=(5-10)	17	18
General Administration and Support	10000000000000	495,680,282.77	0.00	495,680,282.77	104,699,450.59	0.00	0.00	0.00	104,699,450.59	21,388,946.22	0.00	0.00	0.00	21,388,946.22	390,980,832.18	0.00	83,310,504.37
General Management and Supervision	100000100001000	495,680,282.77	0.00	495,680,282.77	104,699,450.59	0.00	0.00	0.00	104,699,450.59	21,388,946.22	0.00	0.00	0.00	21,388,946.22	390,980,832.18	0.00	83,310,504.37
PS		56,939,112.98	0.00	56,939,112.98	6,616,474.88	0.00	0.00	0.00	6,616,474.88	4,380,954.71	0.00	0.00	0.00	4,380,954.71	50,322,638.10	0.00	2,235,520.17
MOOE		182,894,999.96	0.00	182,894,999.96	12,222,171.86	0.00	0.00	0.00	12,222,171.86	5,552,846.60	0.00	0.00	0.00	5,552,846.60	170,672,828.10	0.00	6,669,325.26
CO		255,846,169.83	0.00	255,846,169.83	85,860,803.85	0.00	0.00	0.00	85,860,803.85	11,455,144.91	0.00	0.00	0.00	11,455,144.91	169,985,365.98	0.00	74,405,658.94
Sub-Total, General Administration and Support		495,680,282.77	0.00	495,680,282.77	104,699,450.59	0.00	0.00	0.00	104,699,450.59	21,388,946.22	0.00	0.00	0.00	21,388,946.22	390,980,832.18	0.00	83,310,504.37
PS		56,939,112.98	0.00	56,939,112.98	6,616,474.88	0.00	0.00	0.00	6,616,474.88	4,380,954.71	0.00	0.00	0.00	4,380,954.71	50,322,638.10	0.00	2,235,520.17
MOOE		182,894,999.96	0.00	182,894,999.96	12,222,171.86	0.00	0.00	0.00	12,222,171.86	5,552,846.60	0.00	0.00	0.00	5,552,846.60	170,672,828.10	0.00	6,669,325.26
FinEx (if Applicable)		0.00	0.00	0.00	0.00	0.00	0.00	0.00	0.00	0.00	0.00	0.00	0.00	0.00	0.00	0.00	0.00
CO		255,846,169.83	0.00	255,846,169.83	85,860,803.85	0.00	0.00	0.00	85,860,803.85	11,455,144.91	0.00	0.00	0.00	11,455,144.91	169,985,365.98	0.00	74,405,658.94
Support to Operations	20000000000000	37,561,843.00	0.00	37,561,843.00	5,699,186.17	0.00	0.00	0.00	5,699,186.17	2,101,167.15	0.00	0.00	0.00	2,101,167.15	31,862,656.83	0.00	3,598,019.02
Auxiliary Services	200000100001000	37,561,843.00	0.00	37,561,843.00	5,699,186.17	0.00	0.00	0.00	5,699,186.17	2,101,167.15	0.00	0.00	0.00	2,101,167.15	31,862,656.83	0.00	3,598,019.02
MOOE		37,561,843.00	0.00	37,561,843.00	5,699,186.17	0.00	0.00	0.00	5,699,186.17	2,101,167.15	0.00	0.00	0.00	2,101,167.15	31,862,656.83	0.00	3,598,019.02
Sub-Total, Support to Operations		37,561,843.00	0.00	37,561,843.00	5,699,186.17	0.00	0.00	0.00	5,699,186.17	2,101,167.15	0.00	0.00	0.00	2,101,167.15	31,862,656.83	0.00	3,598,019.02
PS		0.00	0.00	0.00	0.00	0.00	0.00	0.00	0.00	0.00	0.00	0.00	0.00	0.00	0.00	0.00	0.00
MOOE		37,561,843.00	0.00	37,561,843.00	5,699,186.17	0.00	0.00	0.00	5,699,186.17	2,101,167.15	0.00	0.00	0.00	2,101,167.15	31,862,656.83	0.00	3,598,019.02
FinEx (if Applicable)		0.00	0.00	0.00	0.00	0.00	0.00	0.00	0.00	0.00	0.00	0.00	0.00	0.00	0.00	0.00	0.00
CO		0.00	0.00	0.00	0.00	0.00	0.00	0.00	0.00	0.00	0.00	0.00	0.00	0.00	0.00	0.00	0.00
Operations	30000000000000	248,850,000.00	0.00	248,850,000.00	51,466,823.58	0.00	0.00	0.00	51,466,823.58	44,475,468.62	0.00	0.00	0.00	44,475,468.62	197,383,176.42	0.00	6,991,354.98
OO : Relevant and quality tertiary education ensured to achieve inclusive growth and access of poor but deserving students to quality tertiary education increased	31000000000000	185,600,000.00	0.00	185,600,000.00	43,489,574.53	0.00	0.00	0.00	43,489,574.53	37,324,877.65	0.00	0.00	0.00	37,324,877.65	142,110,425.47	0.00	6,164,696.88
HIGHER EDUCATION PROGRAM	31010000000000	185,600,000.00	0.00	185,600,000.00	43,489,574.53	0.00	0.00	0.00	43,489,574.53	37,324,877.65	0.00	0.00	0.00	37,324,877.65	142,110,425.47	0.00	6,164,696.88
Provision of Higher Education Services	310100100001000	185,600,000.00	0.00	185,600,000.00	43,489,574.53	0.00	0.00	0.00	43,489,574.53	37,324,877.65	0.00	0.00	0.00	37,324,877.65	142,110,425.47	0.00	6,164,696.88
PS		40,000,000.00	0.00	40,000,000.00	11,569,543.49	0.00	0.00	0.00	11,569,543.49	10,676,504.45	0.00	0.00	0.00	10,676,504.45	28,430,456.51	0.00	893,039.04
MOOE		145,600,000.00	0.00	145,600,000.00	31,920,031.04	0.00	0.00	0.00	31,920,031.04	26,648,373.20	0.00	0.00	0.00	26,648,373.20	113,679,968.96	0.00	5,271,657.84
OO : Higher education research improved to promote economic productivity and innovation	32000000000000	48,150,000.00	0.00	48,150,000.00	7,252,534.47	0.00	0.00	0.00	7,252,534.47	6,536,372.61	0.00	0.00	0.00	6,536,372.61	40,897,465.53	0.00	716,161.86
ADVANCED EDUCATION PROGRAM	32010000000000	24,850,000.00	0.00	24,850,000.00	5,909,477.84	0.00	0.00	0.00	5,909,477.84	5,796,543.77	0.00	0.00	0.00	5,796,543.77	18,940,522.16	0.00	112,934.07
Provision of Advanced Education Services	320100100001000	24,850,000.00	0.00	24,850,000.00	5,909,477.84	0.00	0.00	0.00	5,909,477.84	5,796,543.77	0.00	0.00	0.00	5,796,543.77	18,940,522.16	0.00	112,934.07
PS		15,000,000.00	0.00	15,000,000.00	5,208,983.92	0.00	0.00	0.00	5,208,983.92	5,114,049.85	0.00	0.00	0.00	5,114,049.85	9,791,016.08	0.00	94,934.07


Department : State Universities and Colleges (SUCs)
 Agency/Entity : Tarlac State University
 Operating Unit : < not applicable >
 Organization Code (UACS) : 08 037 0000000
 Fund Cluster : 05 - Internally Generated Funds
 (e.g. UACS Fund Cluster: 05-Internally Generated Funds and 06-Business Related Funds)

Particulars	UACS CODE	Approved Budget			Utilizations					Disbursements					Balances		
		Approved Budgeted Revenue	Adjustments (Reductions, Modifications/Augmentations)	Adjusted Budgeted Revenue	1st Quarter Ending March 31	2nd Quarter Ending June 30	3rd Quarter Ending September 30	4th Quarter Ending December 31	Total	1st Quarter Ending March 31	2nd Quarter Ending June 30	3rd Quarter Ending September 30	4th Quarter Ending December 31	Total	Unutilized Budget	Unpaid Obligations (10-15)=(17+18)	
																Due and Demandable	Not Yet Due and Demandable
1	2	3	4	5=(3+4)	6	7	8	9	10=(6+7+8+9)	11	12	13	14	15=(11+12+13+14)	16=(5-10)	17	18
MOOE		9,850,000.00	0.00	9,850,000.00	700,493.92	0.00	0.00	0.00	700,493.92	682,493.92	0.00	0.00	0.00	682,493.92	9,149,506.08	0.00	18,000.00
RESEARCH PROGRAM	3202000000000000	23,300,000.00	0.00	23,300,000.00	1,343,056.63	0.00	0.00	0.00	1,343,056.63	739,828.84	0.00	0.00	0.00	739,828.84	21,956,943.37	0.00	603,227.79
Conduct of Research Services	320200100001000	23,300,000.00	0.00	23,300,000.00	1,343,056.63	0.00	0.00	0.00	1,343,056.63	739,828.84	0.00	0.00	0.00	739,828.84	21,956,943.37	0.00	603,227.79
PS		1,000,000.00	0.00	1,000,000.00	115,987.41	0.00	0.00	0.00	115,987.41	50,034.00	0.00	0.00	0.00	50,034.00	884,012.59	0.00	65,953.41
MOOE		22,300,000.00	0.00	22,300,000.00	1,227,069.22	0.00	0.00	0.00	1,227,069.22	689,794.84	0.00	0.00	0.00	689,794.84	21,072,930.78	0.00	537,274.38
OO : Community engagement increased	3300000000000000	15,100,000.00	0.00	15,100,000.00	724,714.58	0.00	0.00	0.00	724,714.58	614,218.36	0.00	0.00	0.00	614,218.36	14,375,285.42	0.00	110,496.22
TECHNICAL ADVISORY EXTENSION PROGRAM	3301000000000000	15,100,000.00	0.00	15,100,000.00	724,714.58	0.00	0.00	0.00	724,714.58	614,218.36	0.00	0.00	0.00	614,218.36	14,375,285.42	0.00	110,496.22
Provision of Extension Services	330100100001000	15,100,000.00	0.00	15,100,000.00	724,714.58	0.00	0.00	0.00	724,714.58	614,218.36	0.00	0.00	0.00	614,218.36	14,375,285.42	0.00	110,496.22
PS		1,000,000.00	0.00	1,000,000.00	0.00	0.00	0.00	0.00	0.00	0.00	0.00	0.00	0.00	0.00	1,000,000.00	0.00	0.00
MOOE		14,100,000.00	0.00	14,100,000.00	724,714.58	0.00	0.00	0.00	724,714.58	614,218.36	0.00	0.00	0.00	614,218.36	13,375,285.42	0.00	110,496.22
Sub-Total, Operations		248,850,000.00	0.00	248,850,000.00	51,466,823.58	0.00	0.00	0.00	51,466,823.58	44,475,468.62	0.00	0.00	0.00	44,475,468.62	197,383,176.42	0.00	6,991,354.96
PS		57,000,000.00	0.00	57,000,000.00	16,894,514.82	0.00	0.00	0.00	16,894,514.82	15,840,588.30	0.00	0.00	0.00	15,840,588.30	40,105,485.18	0.00	1,053,926.52
MOOE		191,850,000.00	0.00	191,850,000.00	34,572,308.76	0.00	0.00	0.00	34,572,308.76	28,634,880.32	0.00	0.00	0.00	28,634,880.32	157,277,691.24	0.00	5,937,428.44
FinEx (if Applicable)		0.00	0.00	0.00	0.00	0.00	0.00	0.00	0.00	0.00	0.00	0.00	0.00	0.00	0.00	0.00	0.00
CO		0.00	0.00	0.00	0.00	0.00	0.00	0.00	0.00	0.00	0.00	0.00	0.00	0.00	0.00	0.00	0.00
GRAND TOTAL		782,092,125.77	0.00	782,092,125.77	161,865,460.34	0.00	0.00	0.00	161,865,460.34	67,965,581.99	0.00	0.00	0.00	67,965,581.99	620,226,665.43	0.00	93,899,878.35
PS		113,939,112.98	0.00	113,939,112.98	23,510,989.70	0.00	0.00	0.00	23,510,989.70	20,221,543.01	0.00	0.00	0.00	20,221,543.01	90,428,123.28	0.00	3,289,446.69
MOOE		412,306,842.96	0.00	412,306,842.96	52,493,666.79	0.00	0.00	0.00	52,493,666.79	36,288,894.07	0.00	0.00	0.00	36,288,894.07	359,813,176.17	0.00	16,204,772.72
FinEx (if Applicable)		0.00	0.00	0.00	0.00	0.00	0.00	0.00	0.00	0.00	0.00	0.00	0.00	0.00	0.00	0.00	0.00
CO		255,846,169.83	0.00	255,846,169.83	85,860,803.85	0.00	0.00	0.00	85,860,803.85	11,455,144.91	0.00	0.00	0.00	11,455,144.91	169,985,365.98	0.00	74,405,658.94

Certified Correct: 
 JASPER A. YAUDER, CPA
 Budget Officer
 Date: April 23, 2024 12:22 AM

Certified Correct: 
 RYAN R. RONQUILLO, CPA
 Accountant
 Date: April 23, 2024 12:22 AM

Recommending Approval By: 
 JOHN ERWIN C. PANLILIO, CPA
 Chief Finance Officer
 Date:

Approved By: 
 DR. ARNOLFO E. VELASCO
 Agency Head
 Date: April 23, 2024 12:24 AM