


SUMMARY REPORT OF DISBURSEMENTS
For the Quarter Ending June 30, 2017
In Pesos

Department : State Universities and Colleges
Agency/Operating Unit : TARLAC STATE UNIVERSITY
Region/Province/City : Region III/ Tarlac
Fund : 101


PARTICULARS (1)	CURRENT YEAR BUDGET				PRIOR YEAR'S BUDGET				PRIOR YEARS' OBLIGATIONS				SUB-TOTAL (5)=2+3+4	TRUST LIABILITIES				Others (7)	GRAND TOTAL				Remarks (9)
	PS	MOOE	CO	TOTAL	PS	MOOE	CO	TOTAL	PS	MOOE	CO	TOTAL		PS	MOOE	CO	TOTAL		PS	MOOE	CO	TOTAL	
FIRST QUARTER																							
Notice of Cash Allocation																							
MDS Checks Issued	21,307,133.45	4,032,386.04	-	25,339,519.49					327,955.43	11,712.05		339,667.48	25,679,186.97					21,635,088.88	4,044,098.09	-	25,679,186.97		
Advice to Debit Account	26,296,702.09	13,354,831.39	1,062,863.01	40,714,396.49							3,296,401.51	3,296,401.51	44,010,798.00					26,296,702.09	13,354,831.39	3,296,401.51	42,947,934.99		
Tax Remittance Advices Issued	6,984,085.31	734,037.23		7,718,122.54									7,718,122.54					6,984,085.31	734,037.23		7,718,122.54		
Cash Disbursement Ceiling																							
Non-Cash Availment Authority																							
TOTAL	54,587,920.85	18,121,254.66	1,062,863.01	73,772,038.52					327,955.43	11,712.05	3,296,401.51	3,636,068.99	77,408,107.51					54,915,876.28	18,132,966.71	3,296,401.51	76,345,244.50		
SECOND QUARTER																							
Notice of Cash Allocation																							
MDS Checks Issued	12,947,178.19	2,178,377.06		15,125,555.25									15,125,555.25					12,947,178.19	2,178,377.06	-	15,125,555.25		
Advice to Debit Account	45,430,433.59	12,844,189.47	9,782,179.07	68,056,802.13							8,649,269.05	8,649,269.05	76,706,071.18					45,430,433.59	12,844,189.47	8,649,269.05	66,923,892.11		
Tax Remittance Advices Issued	8,566,600.51	1,294,232.55		9,860,833.06									9,860,833.06					8,566,600.51	1,294,232.55		9,860,833.06		
Cash Disbursement Ceiling																							
Non-Cash Availment Authority																							
TOTAL	66,944,212.29	16,316,799.08	9,782,179.07	93,043,190.44							8,649,269.05	8,649,269.05	101,692,459.49					66,944,212.29	16,316,799.08	8,649,269.05	91,910,280.42		
THIRD QUARTER																							
Notice of Cash Allocation																							
MDS Checks Issued																							
Advice to Debit Account																							
Tax Remittance Advices Issued																							
Cash Disbursement Ceiling																							
Non-Cash Availment Authority																							
TOTAL	-	-	-	-	-	-	-	-	-	-	-	-	-	-	-	-	-	-	-	-	-		
FOURTH QUARTER																							
Notice of Cash Allocation																							
MDS Checks Issued																							
Advice to Debit Account																							
Tax Remittance Advices Issued																							
Cash Disbursement Ceiling																							
Non-Cash Availment Authority																							
TOTAL	-	-	-	-	-	-	-	-	-	-	-	-	-	-	-	-	-	-	-	-	-		
GRAND TOTAL	121,532,133.14	34,438,053.74	10,845,042.08	166,815,228.96					327,955.43	11,712.05	11,945,670.56	12,285,338.04	179,100,567.00					121,860,088.57	34,449,765.79	11,945,670.56	168,255,524.92		

Certified Correct:



JESUS S. DANGANAN
Budget Officer

Date:

Certified Correct:


JOHN ERWIN C. PANLILIO
OIC, Financial Mgmt. Office

Approved By:


MYRNA G. MALLARI, DBA
President

Date: